





I am Ready to Transfer. What's Next?

Spring 2025 Transfer Process

1 Apply for Admission to CSU and/or UC

- [CSU](#): August 1-31, 2024 for Spring 2025 
- [UC \(Merced, Riverside, & Santa Cruz\)](#): July 1-31, 2024, for Winter/Spring 2025 
- Visit the [Transfer Center](#) for assistance with the application process. 

2 Apply for Financial Aid

- Update the [FAFSA](#) or [California Dream Act](#) that you submitted between October 1, 2023– March 2, 2024, for the 2024-2025 academic year by including all colleges you applied to by rank order: first school choice, then 2nd school choice, and 3rd, etc. 

3 Communicate with CSU and/UC through their portal systems

- Create a portal account for each college as instructed and check communication regularly
- When requested, [order official transcripts](#) from Mt. SAC through your portal. If you attended other colleges or have AP/IB exam scores, order official transcripts and scores from each site individually.

4 Submit application to earn Associate Degree for Transfer (AS-T/AA-T) and/or Associate Degree (AS/AA)

- Submit a Graduation Petition: inside.mtsac.edu, student tab, self-service #45
- Check out the Admissions & Records [Important Dates website](#) for deadline information.

Reminders

- Schedule a [Counseling Appointment](#) in Summer 2024 & Fall 2024
- Participate in Commencement and Transfer Achievement Celebration.

*Check that the campus is accepting applications and that you will meet the transfer requirements by the individual campus deadline.

