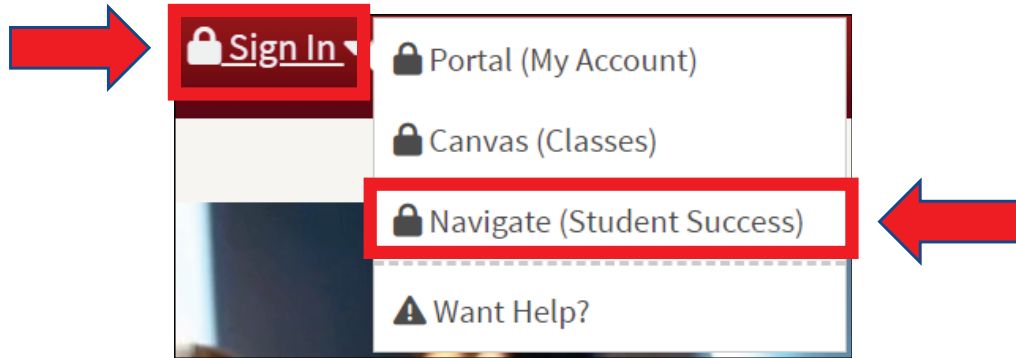
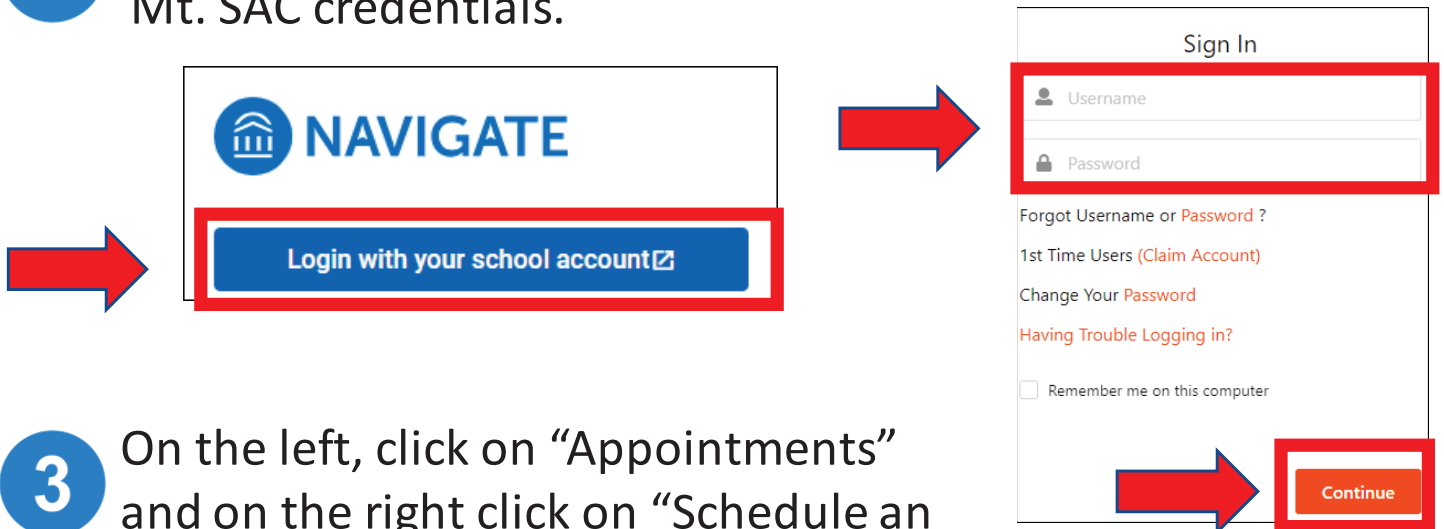


How to Schedule an Appointment with an ESL Counselor

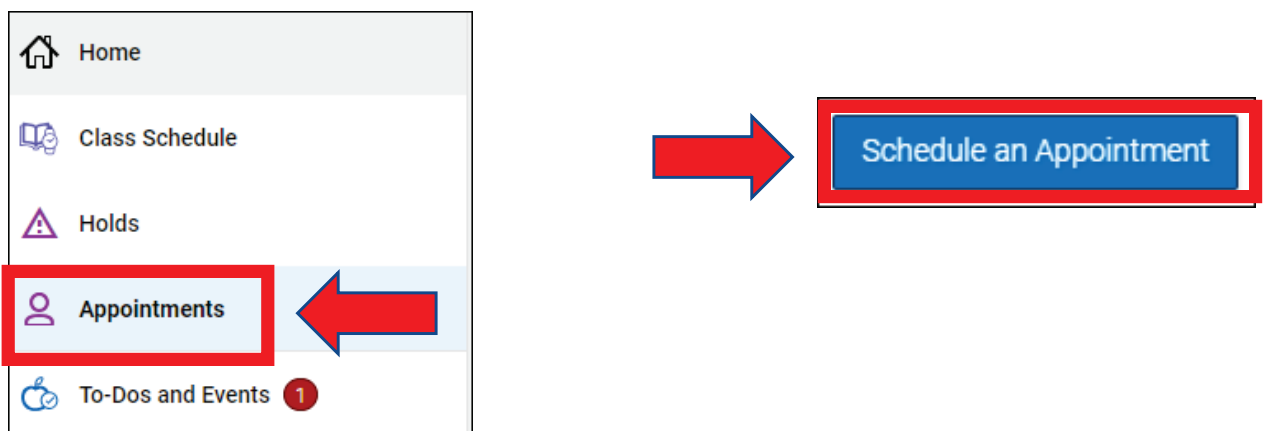
- 1 Visit the Mt. SAC website: www.mtsac.edu. Click on “Sign In” and click on “Navigate (Student Success)”.



- 2 Click on “Login with your school account” and log in with your Mt. SAC credentials.



- 3 On the left, click on “Appointments” and on the right click on “Schedule an Appointment.”



4

Select the following:

- School of Continuing Education (SCE) Programs **AND**
- English as a Second Language (ESL) – Counseling **AND**
- Pick a date.

What type of appointment would you like to schedule? *

School of Continuing Education (SCE) Programs

Service *

English as a Second Language (ESL) - Counseling

Pick a Date

November 8, 2023

Find Available Time

5

Select a time that you prefer. Select in-person or Zoom appointment. Click “Schedule” to create appointment.

Mon, Nov 13th

5:00 - 5:45 PM 5:45 - 6:30 PM 6:30 - 7:15 PM 6:45 - 7:30 PM

Tue, Nov 14th

8:15 - 9:00 AM 8:30 - 9:15 AM 10:00 - 10:45 AM 10:30 - 11:15 AM 10:45 - 11:30 AM 4:15 - 5:00 PM

6:45 - 7:30 PM

Wed, Nov 15th

11:45 - 12:30 PM 12:00 - 12:45 PM 12:15 - 1:00 PM 3:00 - 3:45 PM 3:45 - 4:30 PM 4:30 - 5:15 PM

4:45 - 5:30 PM 5:15 - 6:00 PM

How would you like to meet? *

Zoom

Would you like to share anything else?

Add your comments here

Email Reminder

Text Message Reminder

Schedule



If you need assistance, please visit the Career Guidance Center (CGC) in building 66 room 126 or visit <https://www.mtsac.edu/sce/esl/counseling>.