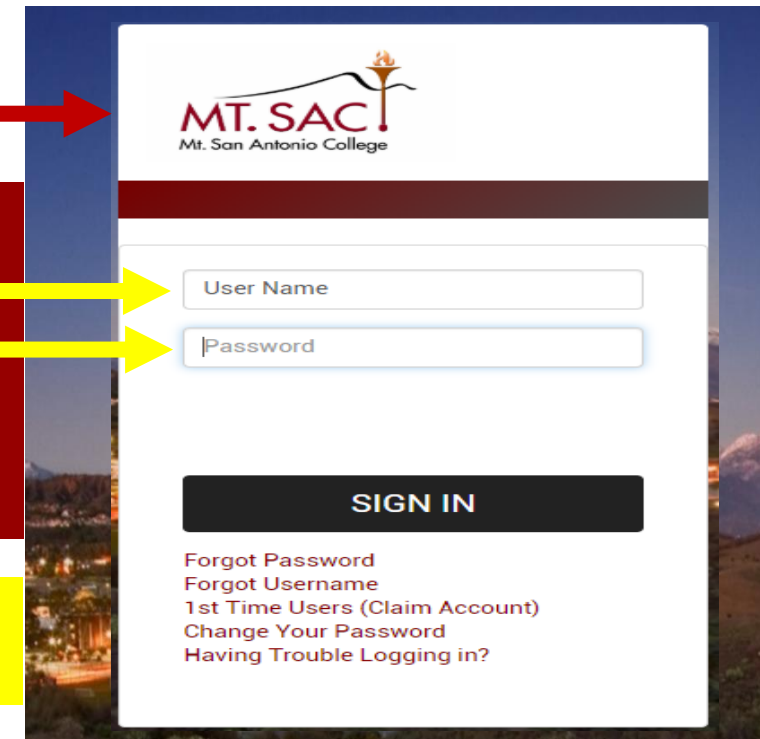


Claiming your
MT. SAC PORTAL ACCOUNT
(& WiFi Access)

If you answer YES to any of these questions, you already have a MT.SAC Portal Account :

- Do you have a MT. SAC Username and Password?
- Do you have access to the MtSAC WiFi?
- Do you recognize this screen?

Login to MT. SAC PORTAL by typing `inside.mtsac.edu`. Use your User Name, and Password



The screenshot shows the MT. SAC Portal login page. At the top is the MT. SAC logo with the text "Mt. San Antonio College". Below the logo are two input fields: "User Name" and "Password". A red arrow points from the question "Do you recognize this screen?" to the login page. Two yellow arrows point from the text "User Name" and "Password" in the instruction block to their respective input fields. Below the input fields is a black "SIGN IN" button. At the bottom, there are links for "Forgot Password", "Forgot Username", "1st Time Users (Claim Account)", "Change Your Password", and "Having Trouble Logging in?".

If you have problems, call ext. 4357

www.mtsac.edu/esl

Mt. San Antonio College

 Portal Login

 Search

 Listen


English as a Second Language

About Us

Programs/Classes ▾

Resources ▾

School of Continuing Education ▾

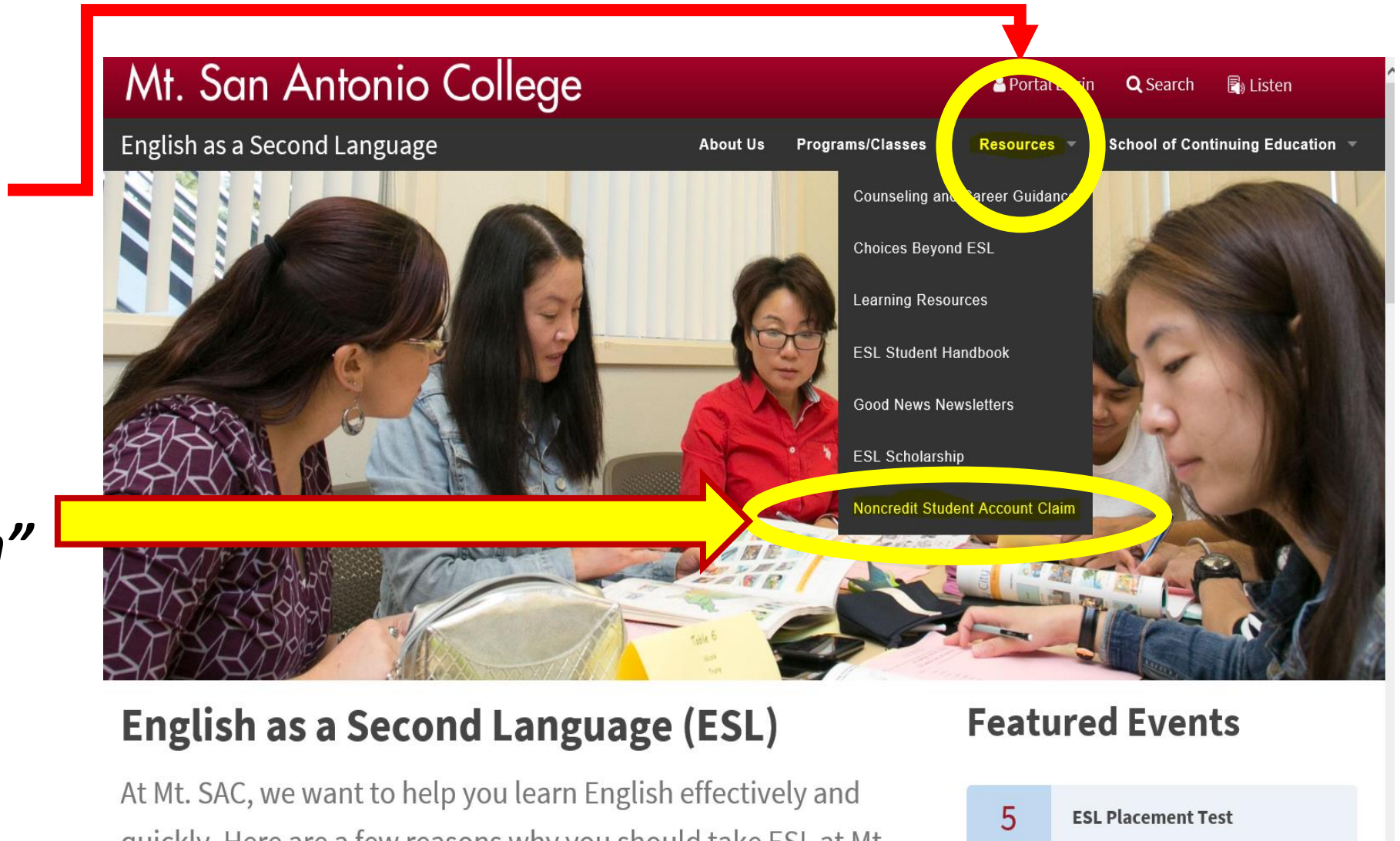


English as a Second Language (ESL)

Featured Events

1. Click on
“Resources”

2. Click on
***“Noncredit
Student
Account Claim”***



The screenshot displays the Mt. San Antonio College website. The header features the college name and navigation links: Portal Login, Search, Listen, English as a Second Language, About Us, Programs/Classes, Resources, and School of Continuing Education. The 'Resources' link is circled in yellow. A dropdown menu is open, listing various resources, with 'Noncredit Student Account Claim' highlighted in yellow. A red arrow points from the 'Resources' link to the dropdown, and a yellow arrow points from the 'Noncredit Student Account Claim' link to the main content area. The main content area includes a section for 'English as a Second Language (ESL)' and a 'Featured Events' section with a button for 'ESL Placement Test'.

Mt. San Antonio College

English as a Second Language

About Us Programs/Classes **Resources** School of Continuing Education

Counseling and Career Guidance

Choices Beyond ESL

Learning Resources

ESL Student Handbook

Good News Newsletters

ESL Scholarship

Noncredit Student Account Claim

English as a Second Language (ESL)

At Mt. SAC, we want to help you learn English effectively and quickly. Here are a few reasons why you should take ESL at Mt.

Featured Events

5 ESL Placement Test

Mt. San Antonio College

1. Write your **Mt. SAC student ID number**

NonCredit Student Account Claim

Step 1 of 4 - Provide Account Information

Student ID*

(Examples: A00011000, A00099000, etc.)

2. Click ***“Submit”***

Submit

[Click here to download the Student Account Activation Instructions](#)

* ***Denotes Required Fields***

1. Answer the questions.

2. If you do not have a Social Security Number, enter 0000.

3. Click on the drop down menu.

- Select ***“ESL-LANG”*** or ***“BS-ABE”*** or ***“AMLA”***
- Ask for help if you don't see these classes.

Mt. San Antonio College

NonCredit Student Account Claim

Student ID: A03016828

Step 2 of 4 - Answer Challenge Questions

What is your first name?*	<input type="text"/> (Example: John)
What is your last name?*	<input type="text"/> (Example: Smith)
What is your date of birth?*	<input type="text"/> (mm/dd/yyyy)
What are the last 4 digits of your Social Security Number?	<input type="text"/> (Example: 9999. If you provided a SSN to the campus, you need to complete this field)
Which of the following non-credit courses have you taken at Mt.SAC?*	<div><div>ADJU-13 - Concepts of Traffic</div><div>ADJU-2 - Justice Sys Prin/Pro</div><div>ADJU-20 - Princ of Investigation</div><div>ADJU-3 - Concepts of Criminal</div><div>ADJU-38 - Narcotics Investigation</div><div>ADJU-4 - Legal Aspects of Evi</div><div>ADJU-5 - Community Relations</div><div>ARCH-14 - Bldg & Zoning Codes</div><div>ESL-LANG1 - Language Skills Lab</div><div>HT-12 - Beginning Histotechniques</div><div>HT-14 - Advanced Histotechniques</div><div>HT-16 - Histo/Immunohistochemistry</div><div>HT-17 - Work Exp Histotechnology</div><div>HT-18 - Work Exp. Histotechnology</div><div>HT-19 - Work Exp. Histotechnology</div></div>
<p>* Denotes Required Fields</p> <p>Back to Step 1</p>	

Mt. San Antonio College

1. Write down or take a picture of your **User Name** and **PIN / Password**.

NonCredit Student Account Claim

Step 3 of 4 - User Name and PIN

Your Mt.SAC Portal Account's User Name is:

Your Student Account Claim PIN is:

(Note: the above User Name and PIN are Case-Sensitive)

This is your User Name and PIN to log in to the Mt.SAC portal where you can access many campus services and announcements. Remember this user name. In the next step, you will be given instructions to claim your account.

1. Click ***“Next”***.

Next

Mt. San Antonio College

NonCredit Student Account Claim

Step 4 of 4 - Claim Account

After pressing the Login button below you will see the Mt. SAC portal. Enter the user name and PIN that were displayed in the previous screen. You will immediately be asked to change your password. Your new password must be at least 8 characters long and must contain both letters and numbers.

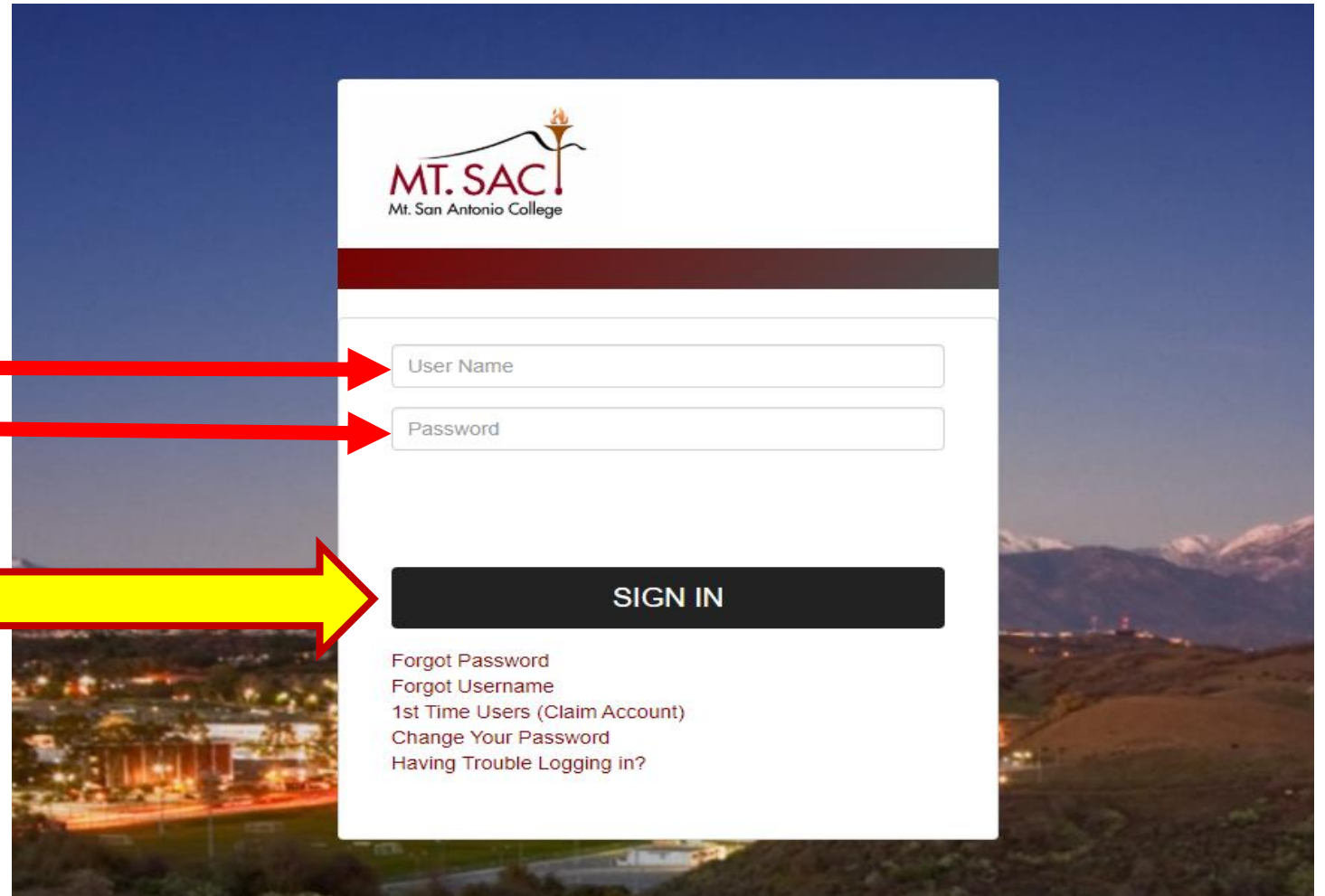
Click “Login”.



Login

Type your “**User Name**”
and “**Password**”

Click “**SIGN IN**”.



The image shows the login page for Mt. San Antonio College (MT. SAC). The page features the college's logo at the top, which includes a torch and the text "MT. SAC! Mt. San Antonio College". Below the logo is a dark red horizontal bar. The main login area contains two input fields: "User Name" and "Password". A red arrow points from the text "Type your 'User Name'" to the "User Name" input field. Another red arrow points from the text "and 'Password'" to the "Password" input field. Below these fields is a large black button with the text "SIGN IN" in white. A yellow arrow with a red outline points from the text "Click 'SIGN IN'." to the "SIGN IN" button. Below the button, there are several links: "Forgot Password", "Forgot Username", "1st Time Users (Claim Account)", "Change Your Password", and "Having Trouble Logging in?". The background of the page is a scenic view of a city at night with mountains in the distance.

MT. SAC!
Mt. San Antonio College

User Name

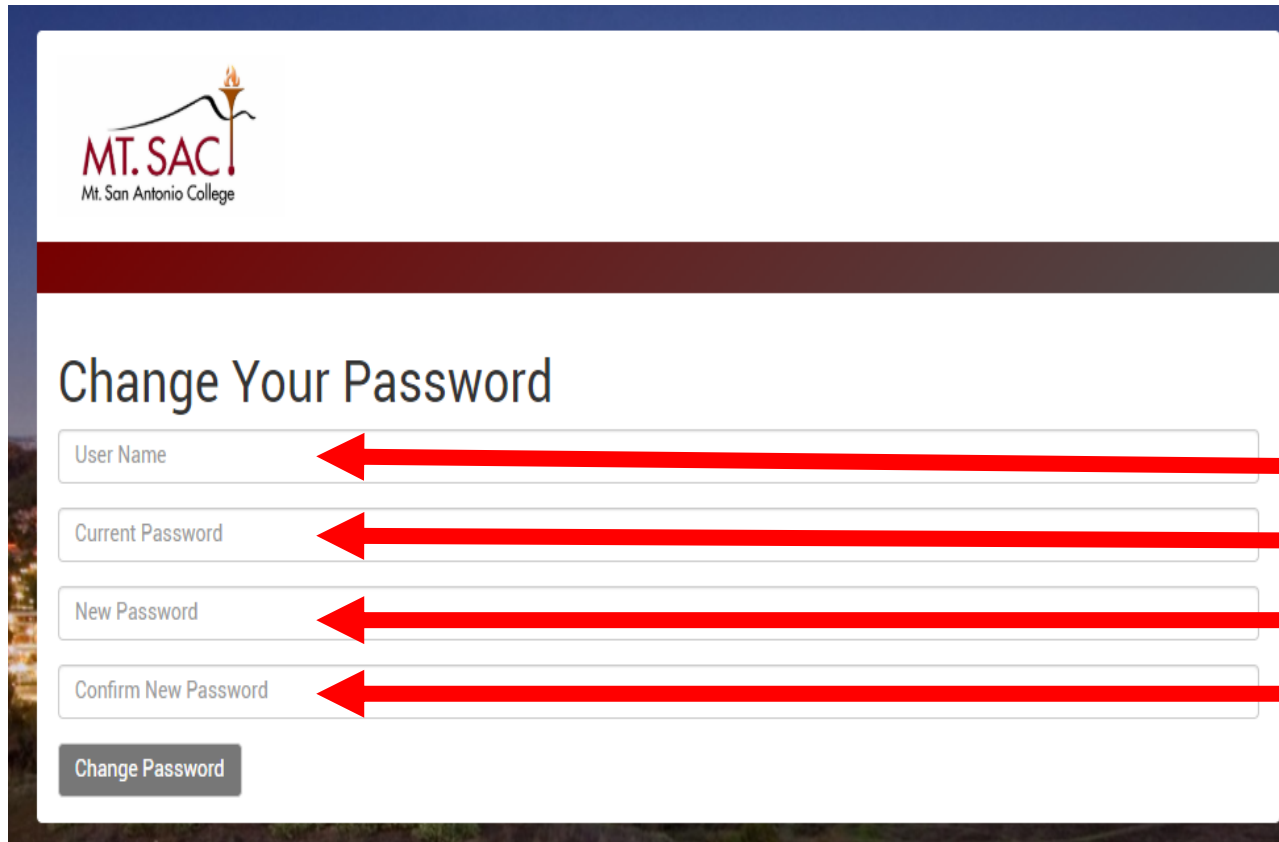
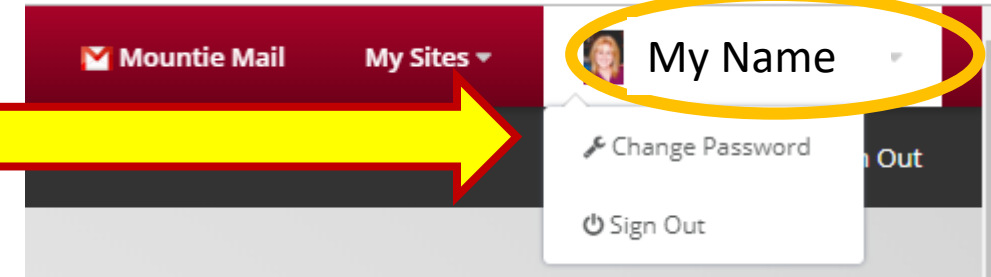
Password

SIGN IN

[Forgot Password](#)
[Forgot Username](#)
[1st Time Users \(Claim Account\)](#)
[Change Your Password](#)
[Having Trouble Logging in?](#)

Change Your Password for one easy for you

- In the top right corner where you see your name, click on change Password



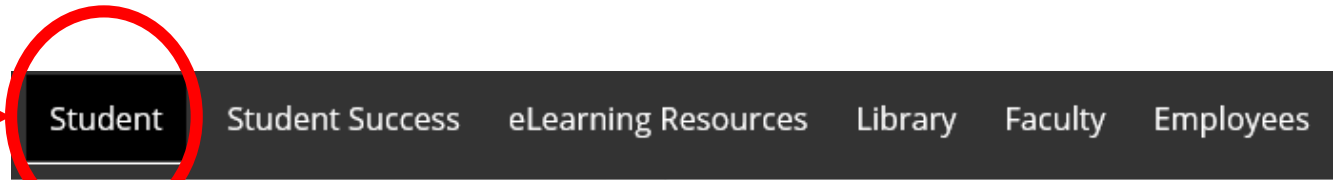
Type your User Name

Type your Current Password

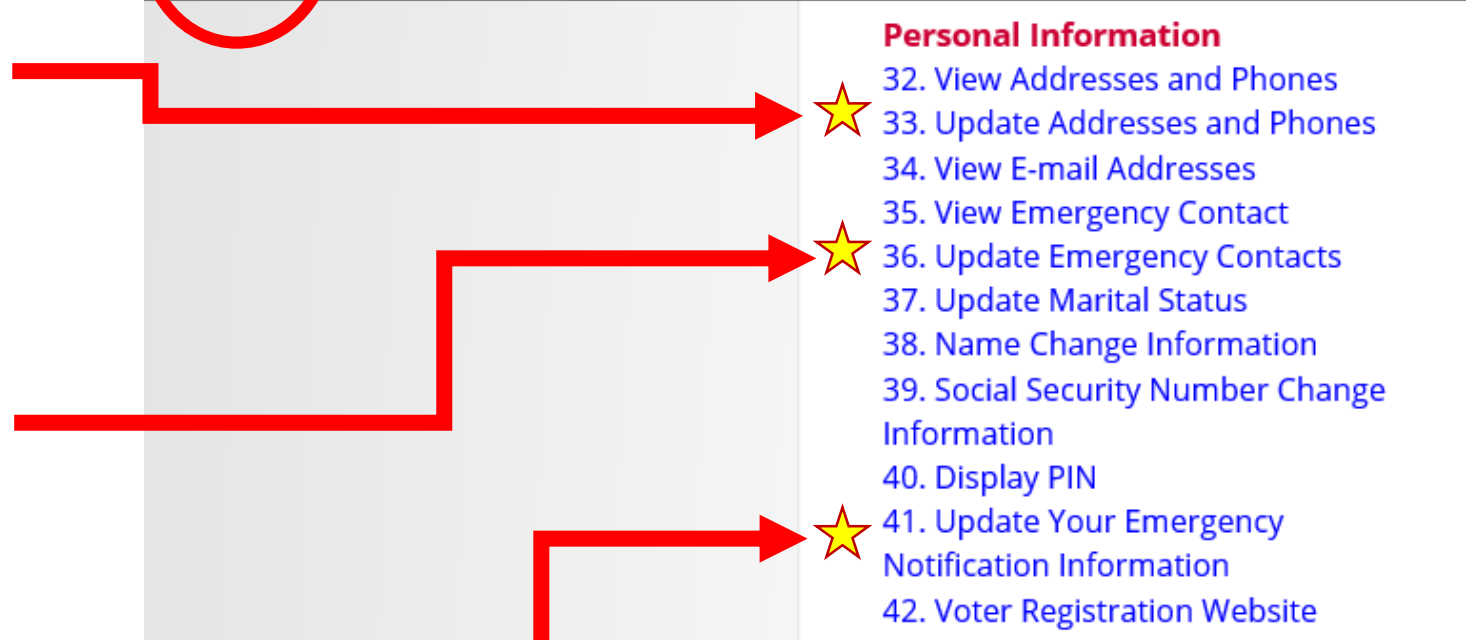
Type a New Password

Type again the New Password

1. Click on the “**Student**” tab.



2. Click on number “**33**” to update your address and phone.



3. Click on number “**36**” to update your emergency contact.

4. Click on number “**41**” to receive emergency notifications from Mt. SAC.



Congratulations!

- Now you have access to your Mt. SAC Portal Account and WiFi.
- Do **NOT** lose your username and password. You will need it again to login to your account.

If you have problems accessing you
account, call MT. SAC Help Desk,
(909) 274 - 4357