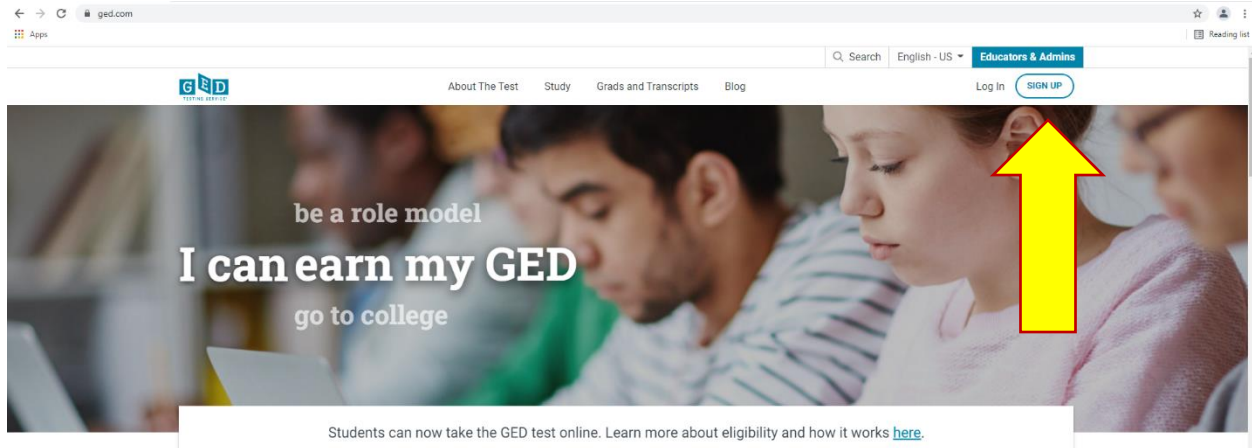


Step 1 ged.com

Step 2 Click on "Sign Up"



Step 3 Type in Email address and create a password then Click on "Sign up"

A screenshot of the 'Student Sign Up' form. The title 'Student Sign Up' is displayed in blue. The form contains two input fields: 'EMAIL' and 'PASSWORD'. The 'PASSWORD' field has a small icon on the right side. Below the input fields is a large blue button labeled 'SIGN UP'. At the bottom of the form, there is a link that says 'Already have an account? LOG IN'. A yellow arrow points down to the 'SIGN UP' button.

Step 4 Enter your personal Information



Create Account : Personal Information

Please provide the following information to get started.

Make sure your name and date of birth match your valid government-issued ID (i.e. driver's license or passport).

First name as it appears on ID

Middle name (optional)

Last name as it appears on ID

Date of Birth

Month Day Year

Some states have age requirements and this will be used to confirm identity when testing.

Mailing Address

This will help us find your closest testing center.

Country

United States

Mailing Address 1

Mailing Address 2 (optional)

City

State / Province

Select

ZIP / Postal Code

By accessing this website and clicking the "Yes I agree to the policies" button below, you understand and agree to the terms contained in this Candidate Agreement. You understand, acknowledge, agree, and accept the GED Testing Service LLC [Privacy and Cookies Policy](#) including the collection of your personal data and the possible monitoring of your entire testing session through the use of CCTV and the [Terms and Conditions](#) regarding our use of cookies and the processing of your personal data to support your testing experience. By providing your personal information you agree to the collection, use, processing, transfer, disclosure, and retention of your personal data to GED Testing Service LLC, as the data controller, located in the United States ("U.S.") and you agree to GED Testing Service LLC transferring your personal data to its authorized third parties, the state or jurisdiction programs, adult education centers, prep centers, test centers and the state or jurisdiction authorized third parties. Adult education centers, prep centers, and testing centers main purpose for using your test scores will be to improve their programs, to improve your scores, and for conducting graduation ceremonies. In addition, some states or jurisdictions may have their own, possibly different privacy policies that you should review.

- Yes I agree to the policies
 No I do not agree to the policies

Continue

Step 5 Enter your phone number



Create Account : Contact Preferences

Please provide your phone number in case we need to reach you.

Type Phone Number

Mobile

Check yes below to receive study tips, special offers and other news:

- Yes! Email me news and discounts from MyGED®
 Text me offers and guidance to help me earn my GED®. Don't worry, we won't send too many and you can always opt out.

I agree to receive recurring text messages, sent using an automatic telephone dialing system from GED® and understand I am not required to provide my consent as a condition of purchasing the GED test or for processing my request for other products and services. Message and data rates may apply. Text STOP to 69433 to opt-out. I understand that I may be sent a message confirming the cancellation. I understand that my information will be used as described here and in the GED® Terms and Conditions.

Back

Continue

Step 6 choose one (next step maybe look different, if in doubt choose "No")




Create Account : Eligibility for Free GED® Program

Some companies pay for the costs of the GED®. Let's see if you're eligible to participate.
Are you currently working?

- Yes
- No
- Self-Employed

Back

Continue



Step 7 Choose one



Create Account : Testing Location

Where do you plan to take the GED® test?

[Don't see the location you wanted?](#)


Are you currently enrolled in high school?

(this does not include your GED® classes)

- Yes
- No

Back

Continue







Step 8 Choose "Yes"



Create Account : GED® classes

There may be local GED® classes to help you prepare for the test. Classes are not required.

A GED® class can provide:

-  Support throughout your GED® journey
-  Expert instruction on GED® test subjects
-  Practice for the GED® test
-  Help with career and college planning

"Saint Gabriel's Hall is the best thing that ever happened to me. I got the resources that I never had before and the best support system. With all that I made a future for myself."

— Felix, GED® graduate

Are you interested in attending GED® classes?

- Yes
- No

Back

Continue

Step 9 Type 91789 and click find. Select "Mt. San Antonio College" as a location




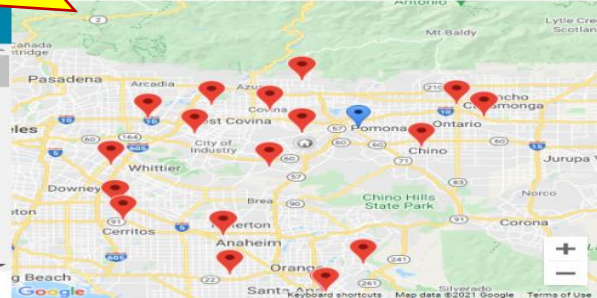
Create Account : Local GED® Classes

Choose a GED® Test Prep Center to get expert help preparing for the test. By clicking on a center, you agree the center may contact you about enrolling in their program. Choosing a center is optional and is not required to receive adult education. After you have chosen a center, you can remove or change your selection at any time by clicking the button "Remove selection" or by going to Edit My Account.

91789 Find

Select	Mt. San Antonio College 1100 N. Grand Avenue Walnut, CA 91789 Website Phone:909-274-4935 2.2 Miles Show on Map Directions
Select	Rowland Adult and Community Education 2100 Lerona Ave. Rowland Heights, CA 91748 Phone:999-999-9999 3.5 Miles Show on Map Directions
Select	Pomona Adult and Career Education 1515 West Mission Blvd. Pomona, CA 91766 Phone:(909)-469-2333 extension 24308 4.8 Miles Show on Map Directions
Select	Tri-Community Adult School

 If I see this star above, what does it mean?



Can't find your center? Ask them to visit ged.com/prep_center_request_form to be added. In the meantime, you can print your score report and share it with your teacher.

The adult education or prep centers listed are independent third parties and provided for your convenience. GED Testing Service has no partnership or agreement with the centers. You should review the centers on your own to make sure you find the support that is right for you.

Back

Continue

Step 10 “Yes, share my scores with my selected center” Submit and Continue

91789

Select **Mt. San Antonio**
1100 N. Grand Avenue
Website
Phone: 909-274-4935
2.2 Miles Show on Map | D

Select **Rowland Adult and Comm**
2100 Leron Ave. Rowland
Phone: 999-999-9999
3.5 Miles Show on Map | D

Select **Pomona Adult and Career**
1515 West Mission Blvd. Pomona
Phone: (909)-469-2333 extension 24308
4.8 Miles Show on Map | Directions

Tri-Community Adult School

★ If I see this star above, what does it mean?

Can't find your center? Ask them to visit ged.com/prepare_center_request_form to be added. In the meantime, you can print your score report and share it with your teacher.

The adult education or prep centers listed are independent third parties and provided for your convenience. GED Testing Service has no partnership or agreement with the centers. You should review the centers on your own to make sure you find the support that is right for you.

Back Continue

Do you also want to share your scores with this center?

This is optional and you can change your share scores selection or remove your selected center at any time by going to edit profile.

Yes, share my scores with my selected center

By selecting "Yes" and clicking the submit button you agree that GED Testing Service may share your scores with your selected GED® Test Prep Center.

No, don't share my scores with my selected center

⚠ Please provide an answer.

Submit

Step 11 Choose one



Create Account : Location Specific Questions

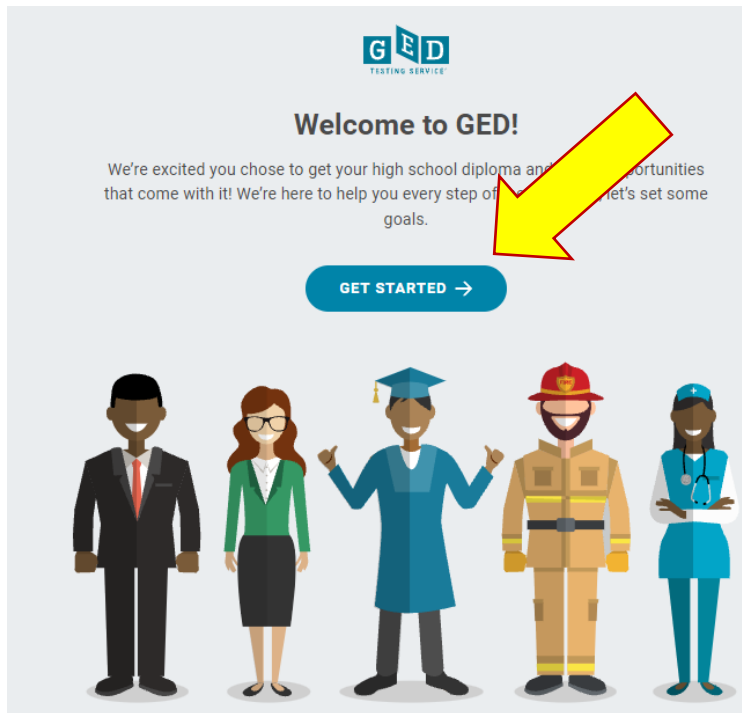
The state of California would like to know more about you. (Optional)

- I am 25 or younger and am currently homeless.
- I am 25 or younger and I am or was previously in foster care.
- Both (I am 25 or younger and am currently homeless and I am or was previously in foster care.)
- I am neither of the above.

Back

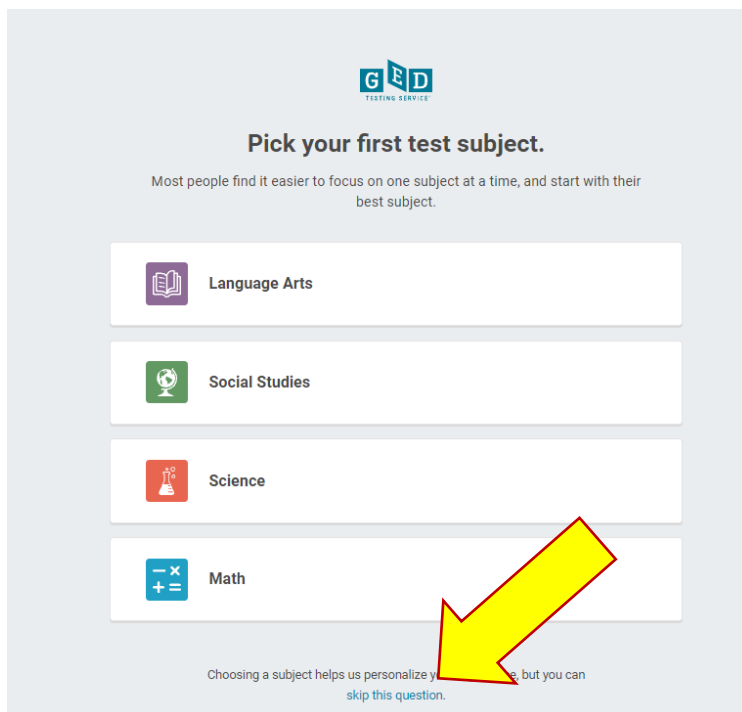
Continue

Step 12 Click "Get Started"




The image shows a screenshot of the GED Testing Service welcome page. At the top is the GED logo with "TESTING SERVICE" underneath. Below the logo is the heading "Welcome to GED!". A paragraph of text follows: "We're excited you chose to get your high school diploma and the opportunities that come with it! We're here to help you every step of the way. Let's set some goals." A large yellow arrow with a red outline points from the top right towards a blue button labeled "GET STARTED →". Below the button is a row of five stylized human figures representing different professions: a man in a suit, a woman in a business suit, a man in a graduation gown and cap, a firefighter, and a nurse.

Step 13 Click "Skip this question"



The image shows a screenshot of the GED Testing Service "Pick your first test subject" screen. At the top is the GED logo with "TESTING SERVICE" underneath. Below the logo is the heading "Pick your first test subject." and a paragraph: "Most people find it easier to focus on one subject at a time, and start with their best subject." There are four subject options, each in a white box with a colored icon: "Language Arts" (purple book icon), "Social Studies" (green globe icon), "Science" (red flask icon), and "Math" (blue math symbols icon). A large yellow arrow with a red outline points from the bottom right towards the "Math" option. At the bottom of the screen, there is a line of text: "Choosing a subject helps us personalize your experience, but you can skip this question."

Step 14

 Click on "My Score"

app.ged.com/portal/home

GED TESTING SERVICE Home Study My Scores More SCHEDULE TEST

Good Afternoon Bob
Believe you can and you're halfway there.
- T. Roosevelt

Language Arts Social Studies Science Math

My Goals
? Subject: Not Set Edit Test Goal Date: November 12 Edit

Next Steps:

- 1 Finish setting your goals >
- 2 Prepare for your test >
- 3 Schedule test by November 2 >
- 4 See test tips >
- 5 Continue studying up to your test date.

NEW!
GED+ includes everything you need to pass your tests
From study materials to practice tests to a dedicated advisor, GED+ is the all-inclusive solution that gives you everything you need to earn your GED, including a test pass guarantee.
[LEARN MORE](#)

Step 15

 "Choose a subject"

Highest GED Scores

You need to score at least 145 on each subject to pass and scoring higher can have additional benefits. [Learn more >](#)

Language Arts	Social Studies	Science	Math
No Score Not Taken SCHEDULE TEST	No Score Not Taken SCHEDULE TEST	No Score Not Taken SCHEDULE TEST	No Score Not Taken SCHEDULE TEST

[VIEW ALL TEST SCORES](#)

Most Recent GED Ready Practice Test Scores

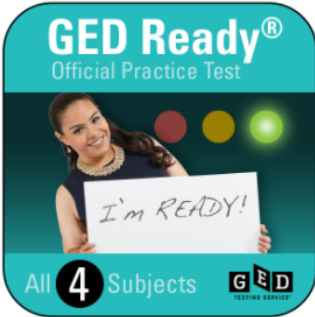
After taking your practice test, if you're *likely to pass* then schedule your test. If not, read your score report and see exactly what skills you need to brush up on.

Language Arts	Social Studies	Science	Math
No Score Not Taken TAKE GED READY	No Score Not Taken TAKE GED READY	No Score Not Taken TAKE GED READY	No Score Not Taken TAKE GED READY

[VIEW ALL GED READY SCORES](#)

Step 16 Click on "Redeem now"

GED Ready® Practice Test



GED Ready®, the official practice test for the GED®, helps you build the confidence you need for test day. After taking GED Ready, you'll know what to expect from the actual test and feel ready for the real thing.

Features:

- The only practice test that tells you how likely you are to pass
- Provides a custom study plan so you know exactly what to study
- Questions just like the ones on the actual test

Product Details ▶

1-Subject:
\$6.99
BUY 1-SUBJECT


All 4-Subjects:
~~7.96~~ **18% off**
\$2.99
BUY ALL 4-SUBJECTS

BETTER VALUE

Have a voucher code? [Redeem now](#) ▶

GED Flash™

Step 17 Choose a subject



Choose your GED Ready subject

Language Arts

Social Studies

Science

Math

[CONTINUE →](#)

Step 18 Choose one



Do you want to take your GED Ready in English or Spanish?

English

Spanish

CONTINUE →



Step 19 Click “AGREE”

Agree to GED Testing Service policies


MAT_RH: GED Ready™ - Mathematical Reasoning

GED Testing Service policies

Cancellation Policy

If you want to cancel your GED Ready practice test and request a refund, call customer service before you begin any testing at +1-877-392-6433.

AGREE




Step 20 Click "Proceed to checkout"

Cart

Description	Details	Price	Actions
Exam MAT_RH: GED Ready™ - Mathematical Reasoning Language: English Exam Length: 60 minutes	Exam Availability From: October 1, 2021 To: January 29, 2022	6.00	Remove

Available Products
In addition to scheduling your exam, you might be interested in the following products.



Add a GED Ready Practice Test to Your Order
Prepare for the GED® by taking the official practice test for 1 subject of your choice.
You will receive an email that will contain a voucher code and instructions for redemption.
[More Details](#)

USD 6.99
[ADD TO ORDER](#)

Total Due

ESTIMATED TOTAL DUE: USD 6.00 [PROCEED TO CHECKOUT](#)

Step 21 Enter "Voucher/Promotion Code:"

Enter payment and billing

Order Total

Subtotal: 6.00

Estimated Tax: 0.00

ESTIMATED TOTAL DUE: **USD 6.00**

[Add Voucher or Promo Code](#)
[What is this?](#)

Voucher/Promotion Code:

[APPLY](#)