

Enrollment Management

Presented by:

Dr. Madelyn Arballo - Associate Vice President, Continuing Education

Dr. George Bradshaw - Dean, Enrollment Management

Dr. Francisco Dorame - Dean, Counseling

Dr. Joumana McGowan - Associate Vice President, Instruction

Board Study Session

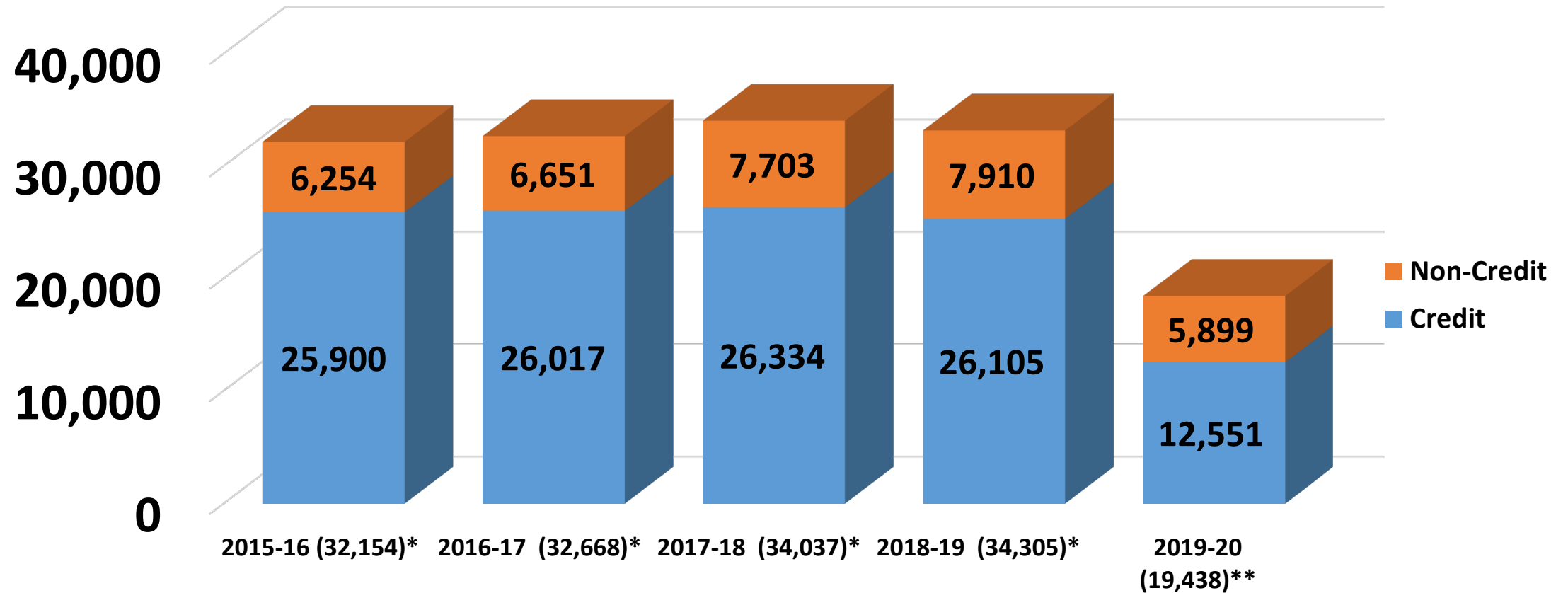
February 29, 2020

Student Success Strategies

1. Enrollments
2. Student Services
3. Student Centered Scheduling (Credit)
4. School of Continuing Education



Academic Year FTES Comparison

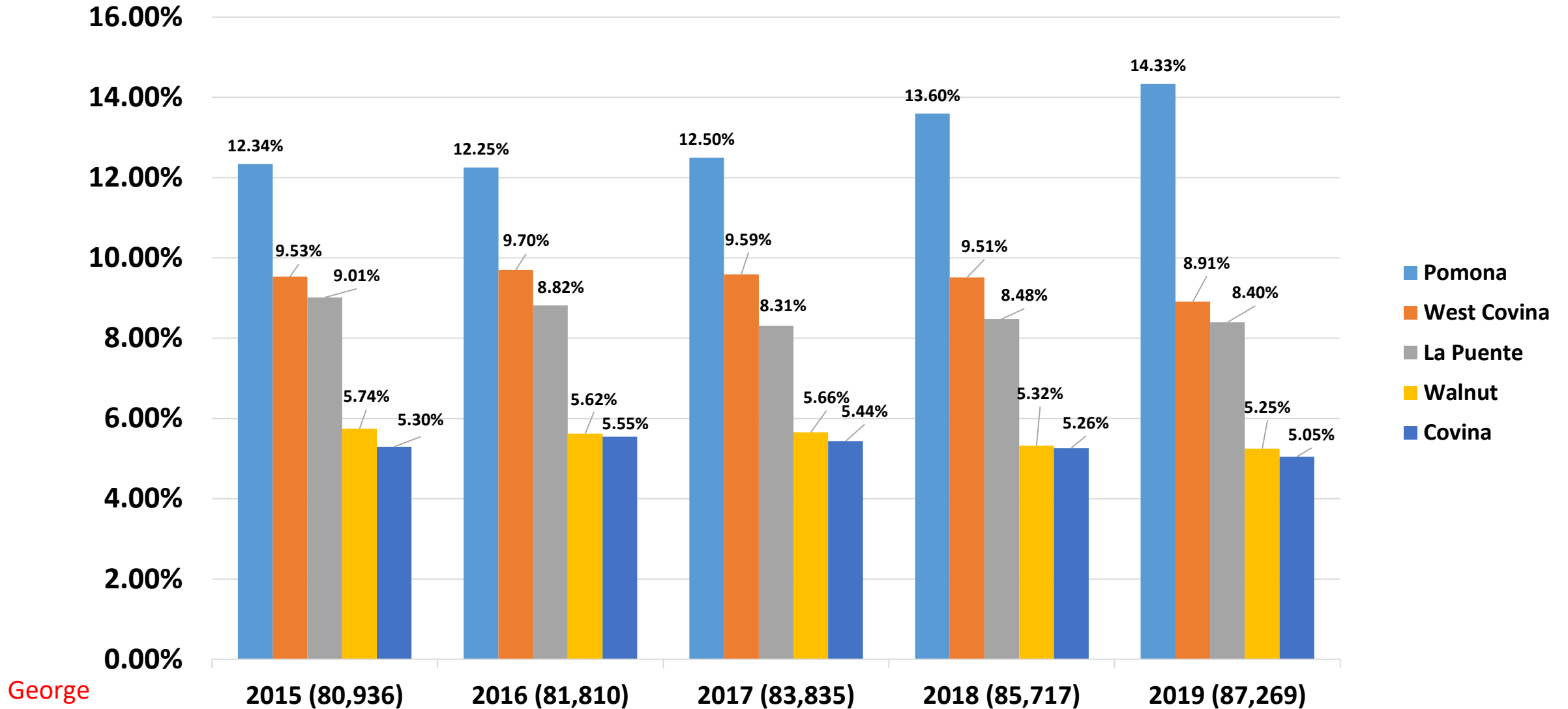


George

* Data extracted from CCC Chancellor's Office Data

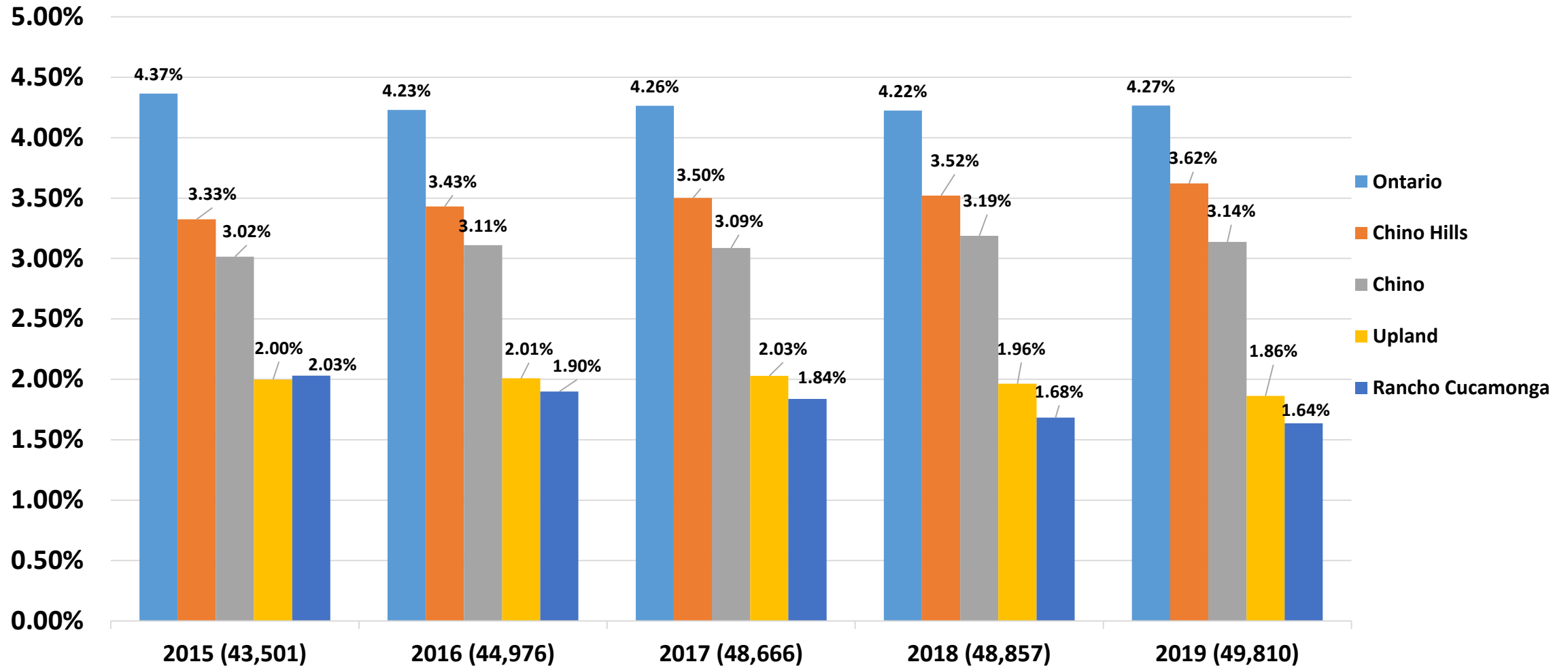
**2019 Academic Year Total FTEs as of 2019-20 320 end of P1

Top 5 In-District Enrollment Percentage by Calendar Year (Credit and Noncredit)



George

Top 5 Combined Out-District Enrollment Percentage by Calendar Year (Credit and Noncredit)



Getting Started @ Mt. SAC

- Mountie FastTrack
 - Ambassadors (student employees) provide overview of registration, financial aid, and campus resources
- Online New Student Orientation (NSO)
 - Mt. SAC Overview & meet state/federal regulations (i.e. VAWA, Financial Aid Information)
- MAP Workshops (NSO-Part 2)
 - Guided Pathways alignment and create/develop first semester educational plan
- EAB/Navigate
 - Comprehensive student portal, easier registration process, educational planning/scheduling, communication made easier, and Early Alert systems

Online New Student Orientation (NSO) & MAP Workshops (NSO-Part 2)

- Students receive an overview of Mt.SAC, student resources, quizzes, and state/federal mandated information (i.e. VAWA, Financial Aid)
- Online NSO for the 21st century student – New contract with Advantage Design with a new look, Mt.SAC branding, and more interactive content and information
- Improvements and additions to orientation (including Major & Career Information and alignment with Guided Pathways)
- MAP workshops include career assessments and career interest (Holland Codes) and a first semester educational planning to set students on the right path

Educational Planning

- DegreeWorks
 - Serves as the Mt.SAC degree audit system for Admissions and Records and Counseling with over 400 certificates and degrees
 - Educational Planning – Abbreviated and Comprehensive
 - Guided Pathways templates have been designed by instructional faculty and counseling faculty via an institutional effort to assign each counselor to an academic program
 - A new Completion System has been developed to understand students completion percentage by degree using DegreeWorks data

EAB Navigate

- EAB/Navigate will simplify our communication with students, they will know daily “to-do’s,” educational planning/student scheduling by term, and ease registration processes
- How will EAB make the onboarding process easier for students
 - To-Do Lists
 - Nudges
 - Follow steps (resources)
 - Follow-up
 - Express Registration
 - Early Alert System

Student Centered Scheduling (Credit)

- ✓ Review and Analyze Historical Enrollment Data:
 - ✓ Class Patterns
 - ✓ Review Blocked Schedule for Efficiency
 - ✓ Monitor Demand-Student Waitlists
 - ✓ Offer Hybrid/Distance Learning classes
 - ✓ Analyze Fill-Rate Capacity
 - ✓ Use Reports Developed by Instruction, IT and RIE
 - ✓ Evaluate Classroom Utilization (25Live)
 - ✓ Evaluate AB 705 Impact

Table 1. FTES Comparison - Day-Over-Day

Division	Spring 2020 - 34 days into the registration period (02/18/2020)			Spring 2019- 34 days into the registration period (02/19/2019)			Target Comparison (Compared to last year, Spring 2020 is..)		
	Resident FTES	Non-Resident FTES	Total FTES	Resident FTES	Non-Resident FTES	Total FTES	Resident FTES	Non-Resident FTES	Total FTES
ARTS	812.54	31.23	843.77	810.03	33.28	843.30	↑2.52 (0.3%)	↓2.05 (-6.2%)	↑0.47 (0.1%)
ATHS	781.39	14.05	795.43	711.99	15.54	727.54	↑69.39 (9.7%)	↓1.5 (-9.6%)	↑67.9 (9.3%)
BUS	1161.28	43.74	1205.02	1073.28	47.57	1120.85	↑88 (8.2%)	↓3.83 (-8.1%)	↑84.17 (7.5%)
HSS	2749.80	112.55	2862.35	2799.73	104.80	2904.52	↓49.93 (-1.8%)	↑7.75 (7.4%)	↓42.17 (-1.5%)
KIN	511.18	14.25	525.44	485.52	10.95	496.47	↑25.66 (5.3%)	↑3.3 (30.2%)	↑28.96 (5.8%)
LR	45.30	2.03	47.33	54.97	1.58	56.55	↓9.67 (-17.6%)	↑0.45 (28.6%)	↓9.22 (-16.3%)
NS	2839.96	88.19	2928.15	2819.85	85.60	2905.46	↑20.11 (0.7%)	↑2.58 (3%)	↑22.69 (0.8%)
SS	65.46	1.80	67.26	61.60	1.22	62.82	↑3.86 (6.3%)	↑0.58 (47.5%)	↑4.44 (7.1%)
Total	8966.91	307.84	9274.74	8816.97	300.54	9117.51	↑149.94 (1.7%)	↑7.29 (2.4%)	↑157.23 (1.7%)

Student Centered Scheduling (Credit)

- ✓ Develop a Current and Nimble Class Schedule
 - ✓ Flexibility in adding classes (shadow class sections)
 - ✓ Offer late start classes
 - ✓ Provide notification to waitlisted students (via portal)
 - ✓ Text Notifications:
 - ✓ **Reminder Text:** *Missed Registration Appointment*
 - ✓ **Reminder Text:** *Payment (Drop for Non-Payment Date)*
 - ✓ **Notification Text:** *Encouraging Students to ADD One More Class*
 - ✓ **Reminder Text:** *Payment Reminder*
 - ✓ **Notification Text:** *Show Up to First Day of Class to be Added*

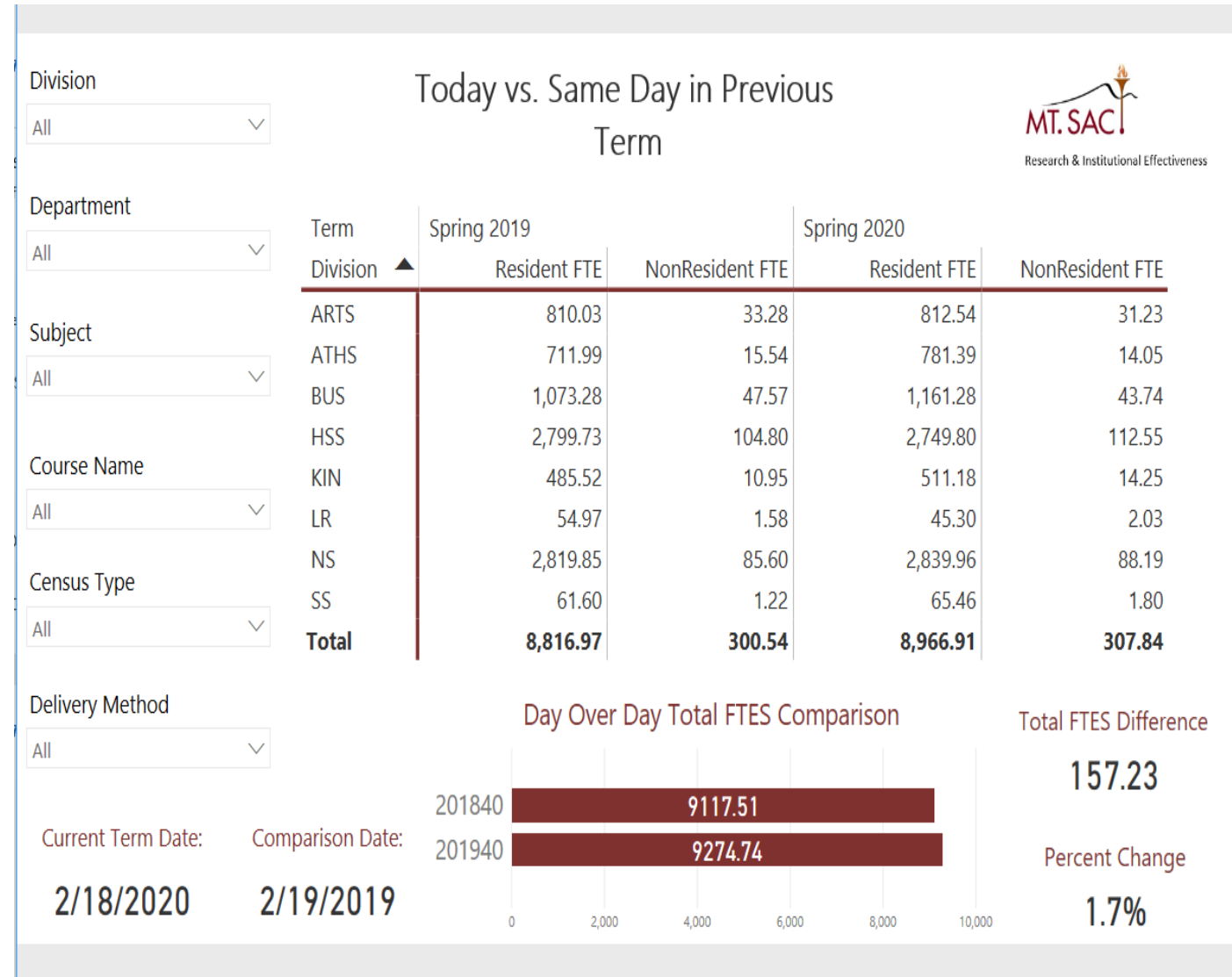


Student Centered Scheduling (Credit)

✓ NEW Enrollment Information Tool for Scheduling

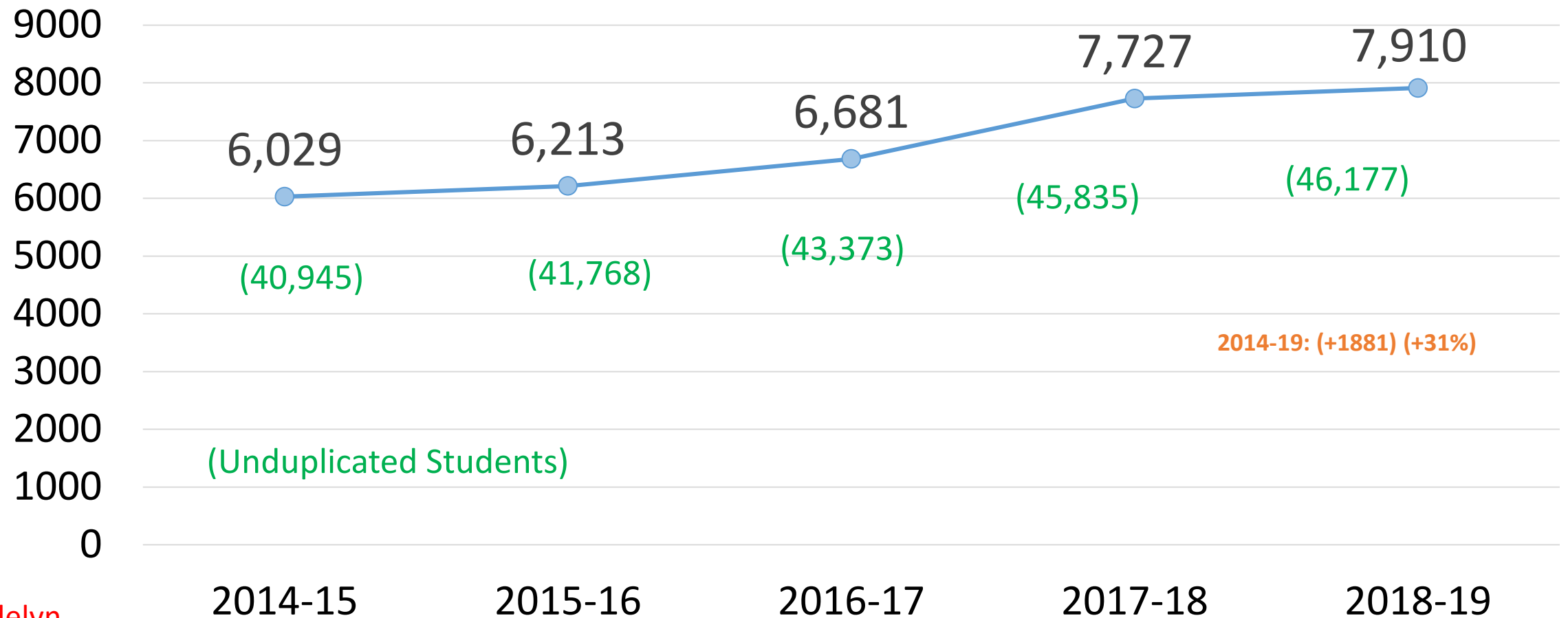
- ✓ **Day over Day Enrollment Analysis:** The comparison dates are based on the number of days in the registration period.
- ✓ **Provides Historical FTE and Enrollment Analysis:** Data is available by division, department, subject, course, and CRN.
- ✓ **Course Fill Rates:** Data is available by division, department, subject, course, and CRN.

Joumana



School of Continuing Education (SCE)

Noncredit Enrollment Growth & Expanded Student Access



Student-Centered Scheduling

- Non-traditional schedules
 - ✓ Day, evening and weekend classes (evening CNA and EMT)
 - ✓ Extended semesters, across semesters
 - ✓ Compressed schedules
 - ✓ Open entry/exit or managed enrolled courses
- Specialized intake and placement (customized orientations, assessment, and diagnostics)
- Re-entry students, parents, working adults
- Specialized support to promote retention, completion, and increased attendance (educational planning, food, referrals, financial support, bus passes, childcare)

Student Centered Scheduling

Non-traditional schedules

- Day, evening and weekend classes
 - Evening CNA and EMT
- Extended semesters, across semesters
- Compressed schedules
- Open entry/exit or managed enrolled courses

Specialized intake and placement

- Customized orientations, assessment, and diagnostics

Re-entry students, parents, working adults

Specialized support to promote retention, completion, and increased attendance

- Educational planning, food, referrals, financial support, bus passes, childcare

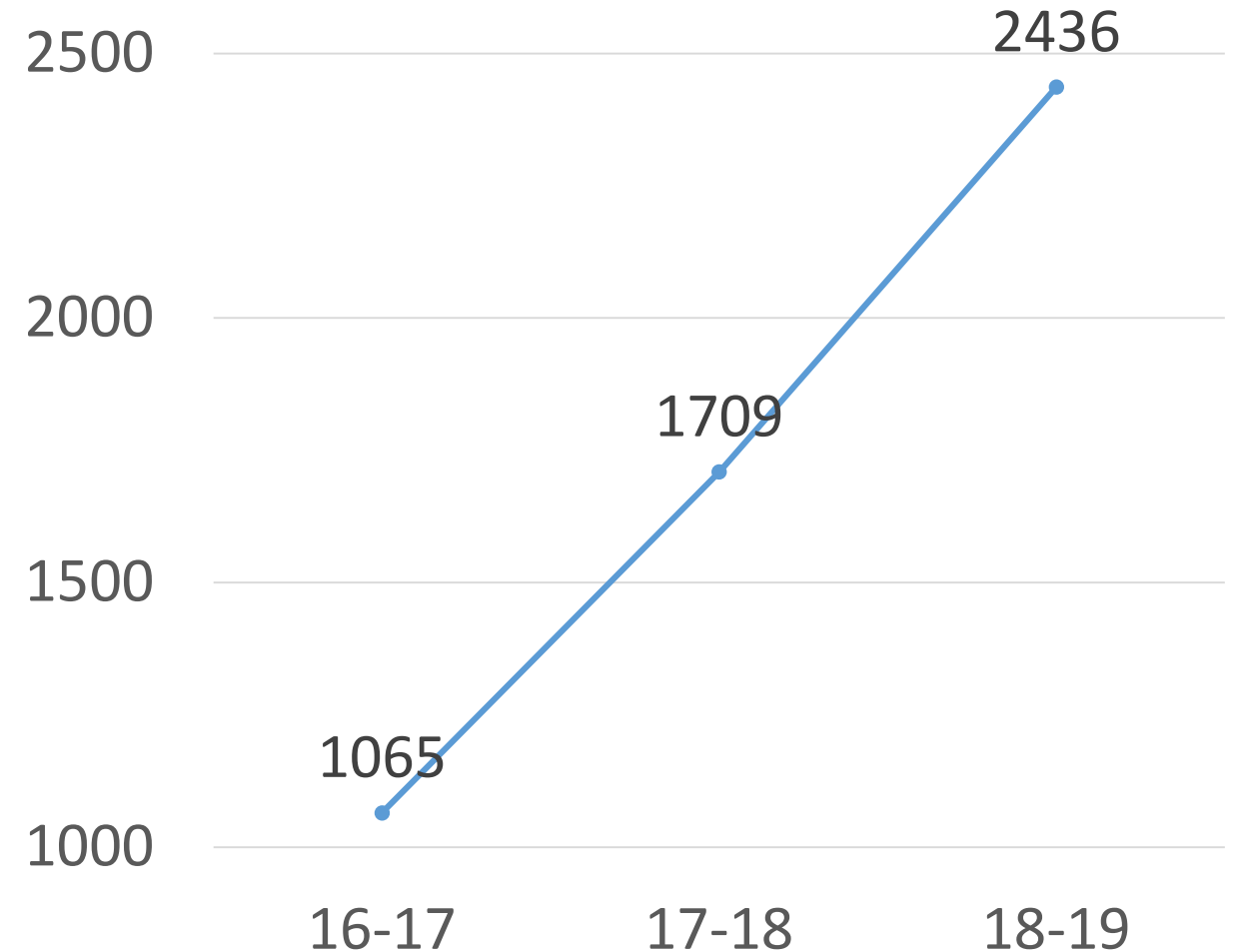
Student and Community Need

Vocational ESL

- English language acquisition in the context of a career field
 - Real Estate
 - Accounting
 - Culinary
- Credit Pathway Alignment
- Increase of 1,371 (+128%) students within the last three years

Madelyn

Enrollment



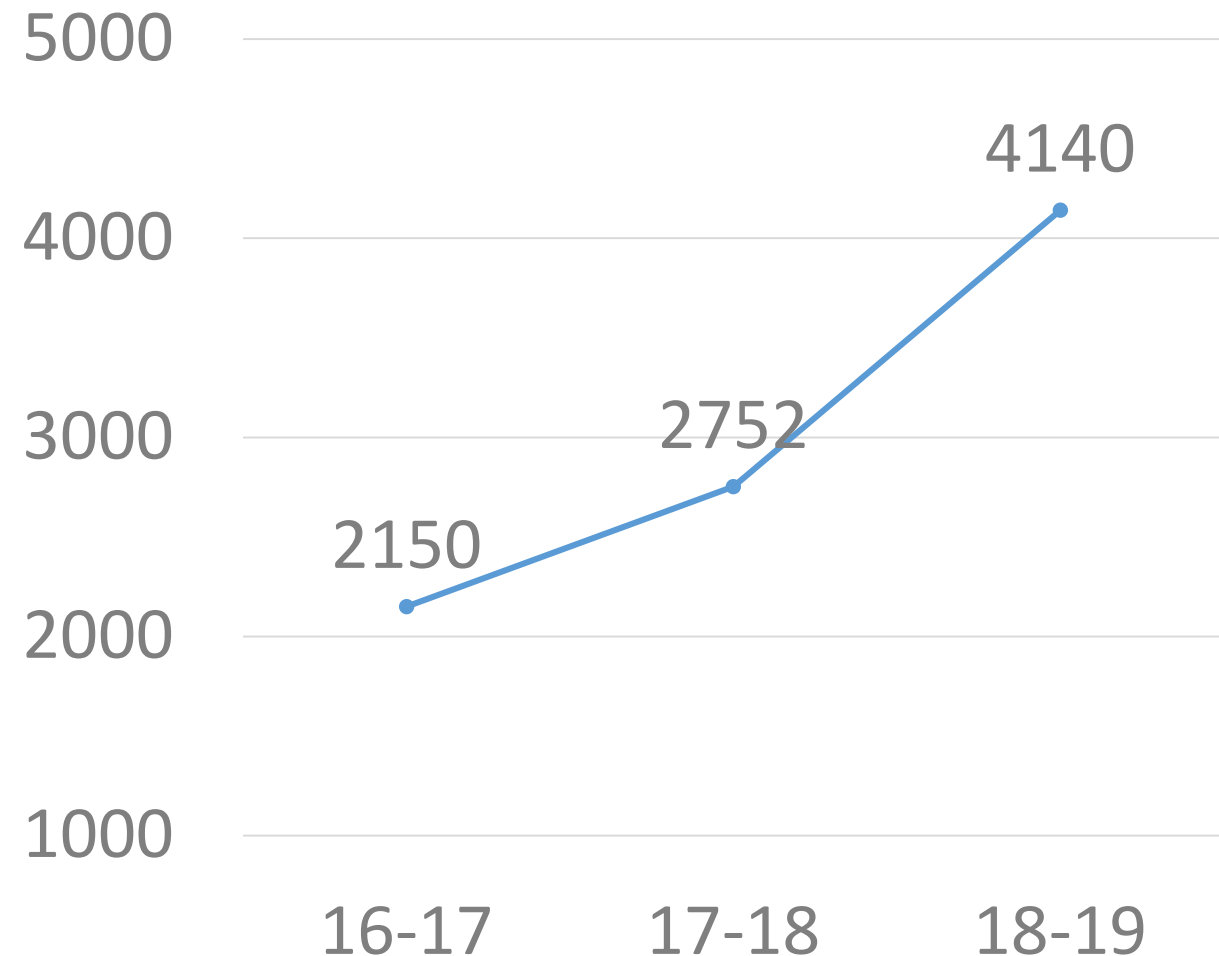
Student and Community Need

Short-term Vocational Programs (STV)

- Health Careers, business, electronics, welding, manufacturing, trades, etc.
- Mirrored, articulations, and credit-by-exam
- Support courses and soft-skills
- STV Pathways feed into credit and noncredit enrollments

Madelyn

Enrollment



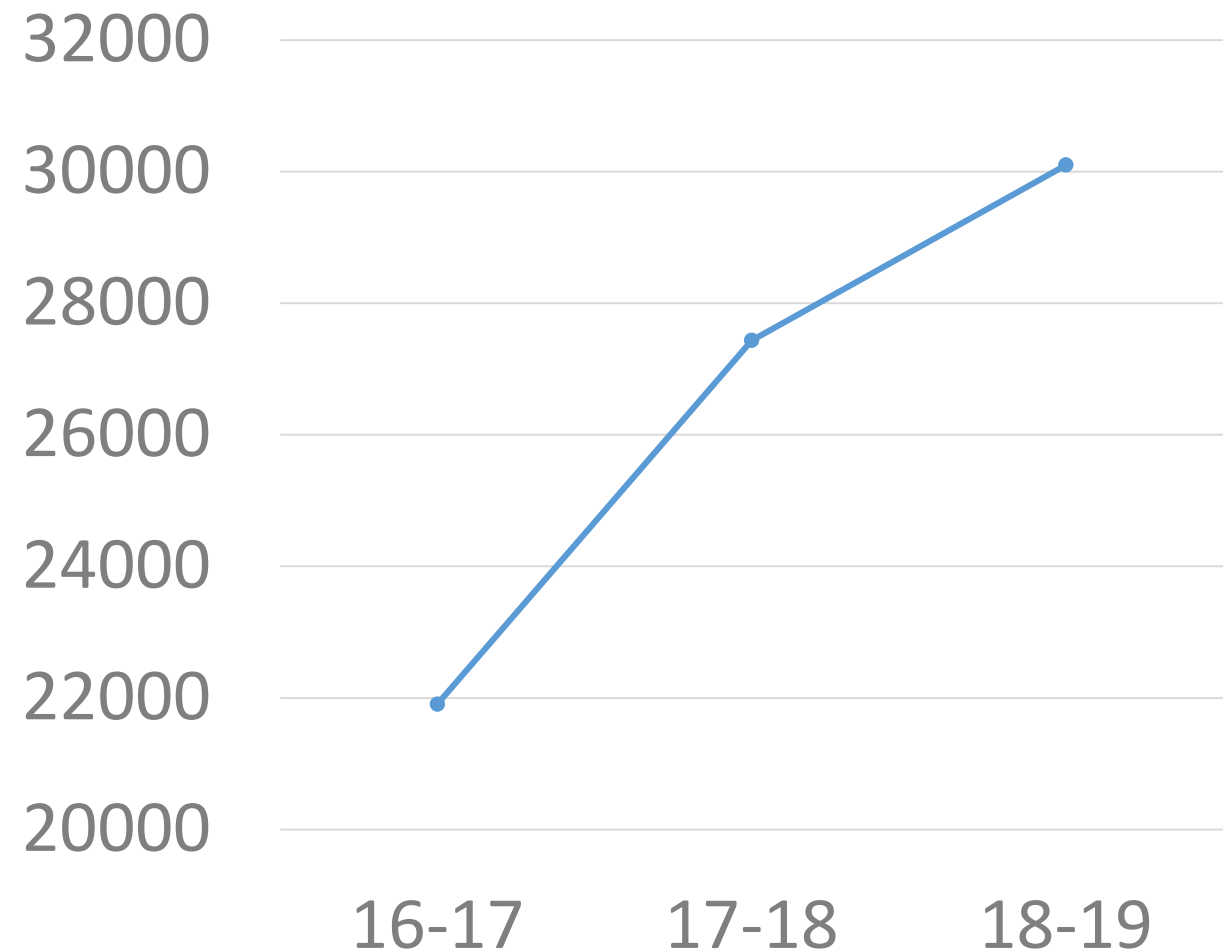
Student and Community Need

High School Pathways

- Early College HS noncredit pathways
- Strategies for declining HS enrollment
 - ✓ Summer program/Enterprise Charter HS Pomona (New!)
 - ✓ Expanding offerings to noncredit vocational programs and college preparation
- Supports credit enrollment
 - 1,810 students enrolled in Mt. SAC credit courses and completed with an 80% success rate (17-18 and 18-19)

Madelyn

Enrollment



Student and Community Need

Academic Intervention for Math and English

- Competency-based NC instruction for success in credit math and English
- 347 students enrolled in 2018-19



Concurrent Credit/Noncredit Students

- 150 credit students taking noncredit support courses
- Courses: Biology Basic Skills, Math for Healthcare Professionals, Tutor Training (added support course for Anatomy in Spring 2020)

Test-Preparation (range of hours; rapid response)

- Competency-based NC instruction CBEST, CSET, ASVAB, HESI, SAT essay
- 429 students enrolled in 2018-19

Technology Enhancements



Strong IT support and partnership (added staffing for SCE)



Online registration and NC apportionment for academic support labs



Specialized Banner reports track NC trends/patterns; add credit FTES



Banner add-on screens for NC programs (interventions and waitlist)



Text messaging for potential AIME students, new program starts



SCE website redesign (recruitment, pathways) - *in progress*



Noncredit Distance Education – *in progress*



Thank YOU

George