


# LEFT OUT

HOW EXCLUSION IN CALIFORNIA'S COLLEGES  
AND UNIVERSITIES HURTS OUR VALUES, OUR  
STUDENTS, AND OUR ECONOMY

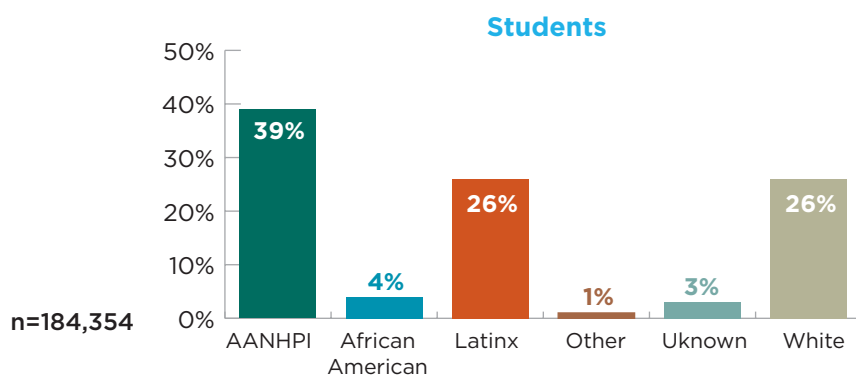


MARCH 2018

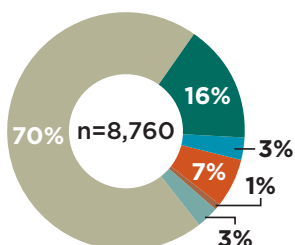
# TABLE OF CONTENTS

<b>INTRODUCTION.....</b>	<b>4</b>	<b>POPULATION DIVERSITY DOES NOT EQUAL INCLUSION.....</b>	<b>32</b>
<b>LEFT OUT: EXCLUSION IN CALIFORNIA'S PUBLIC HIGHER EDUCATION.....</b>	<b>6</b>	<b>CALIFORNIA'S LACK OF DIVERSITY IN PUBLIC HIGHER EDUCATION EXPLAINED OR EXCUSED?.....</b>	<b>37</b>
College Leadership by Race and Ethnicity.....	6	Proposition 209.....	37
Latinx in California Higher Education Leadership	10	The Pipeline Problem.....	37
Whites in California Higher Education Leadership	13	<b>WHY DIVERSITY AND INCLUSION MATTERS ..</b>	<b>40</b>
Asian Americans, Native Hawaiians, and Pacific Islanders (AANHPI) in California Higher Education Leadership.....	15	Student Development.....	40
African Americans in California Higher Education Leadership.....	18	Leadership Development.....	41
Women in California Higher Education.....	21	The Educational Success of Diverse Californians is An Economic Imperative.....	43
Women in California Community Colleges.....	22	<b>A TOOLKIT TO EFFECT CHANGE .....</b>	<b>45</b>
Women in the California State University.....	24	<b>CONCLUSION.....</b>	<b>46</b>
Women in the University of California.....	25	<b>RECOMMENDATIONS .....</b>	<b>47</b>
<b>LEADERSHIP DEFINED: A FOCUS ON RACE AND GENDER .....</b>	<b>26</b>	<b>APPENDICES .....</b>	<b>48</b>
Why Race?.....	27	Appendix A: Campus Analyses.....	48
Why Gender?.....	28	Appendix B: Methodology.....	49
<b>HIGHER EDUCATION: THE PATHWAY TO OPPORTUNITY.....</b>	<b>30</b>	Appendix C: Verification Tables.....	56
		Appendix D: Toolkit.....	61

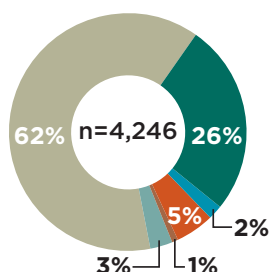
# LEADERSHIP DIVERSITY AT THE UNIVERSITY OF CALIFORNIA — 2016-17



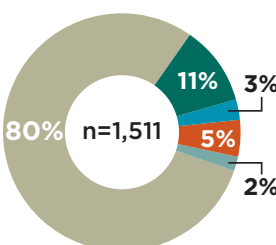
**Tenured Faculty by Race**



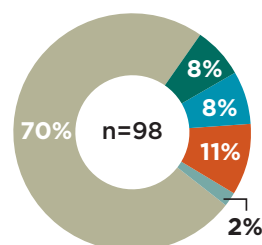
**Non-tenured Faculty by Race**



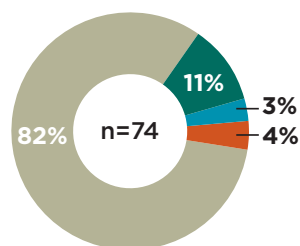
**Campus Academic Senate by Race**



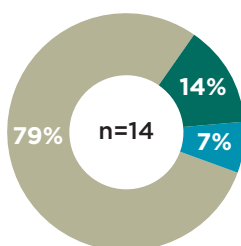
**Campus Senior Leadership by Race**



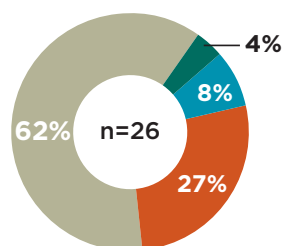
**Academic Senate of the UC by Race**



**UC Office of the President by Race**

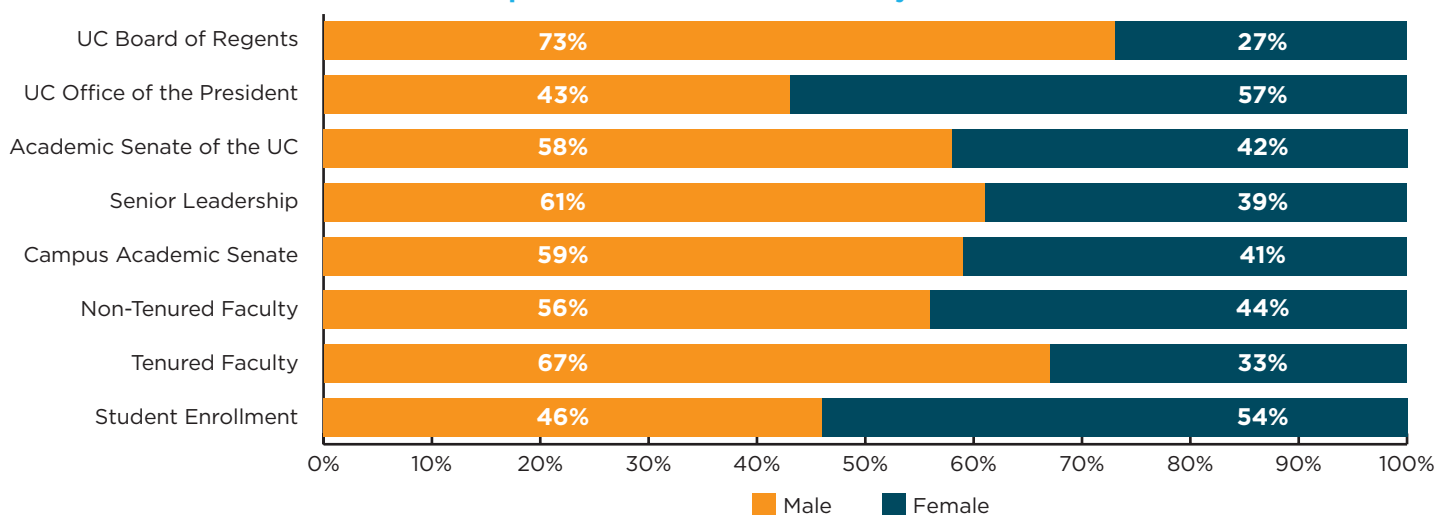


**UC Board of Regents by Race**

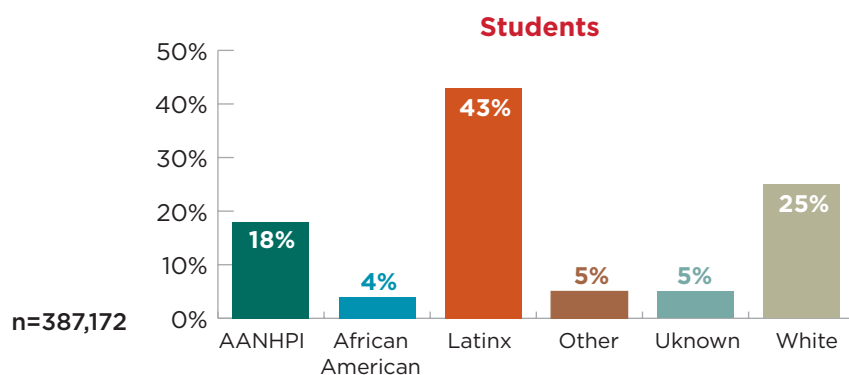


White AANHPI African American Latinx Other Unknown

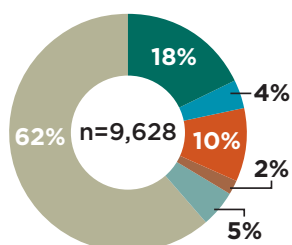
## Gender Representation at the University of California



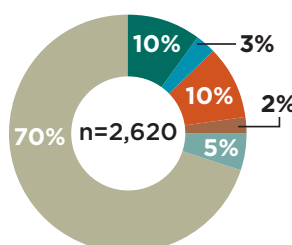
# LEADERSHIP DIVERSITY AT THE CALIFORNIA STATE UNIVERSITY — 2016-17



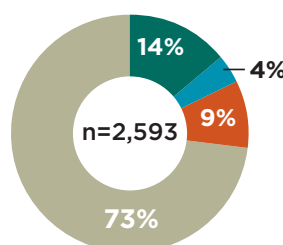
**Tenured Faculty by Race**



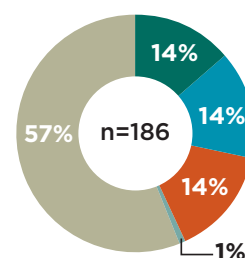
**Non-tenured Faculty by Race**



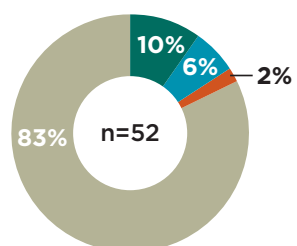
**Campus Academic Senate by Race**



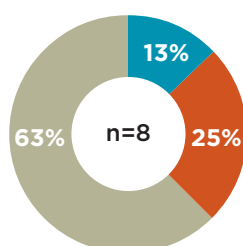
**Campus Senior Leadership by Race**



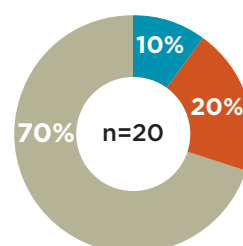
**Academic Senate of the CSU by Race**



**CSU Office of the Chancellor by Race**

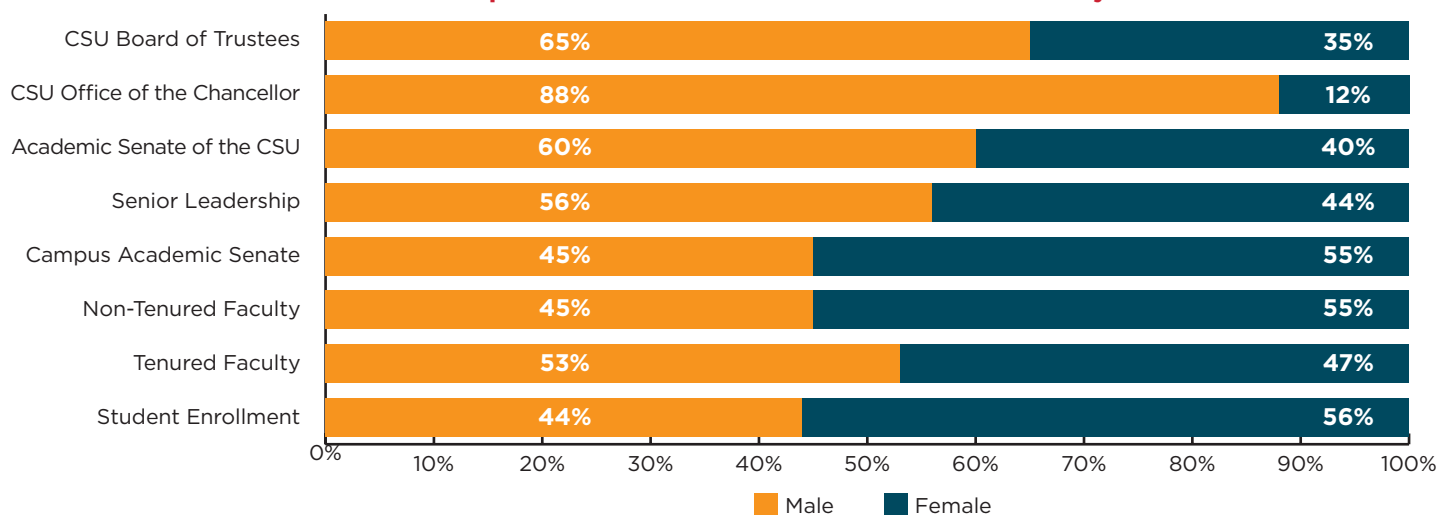


**CSU Board of Trustees by Race**

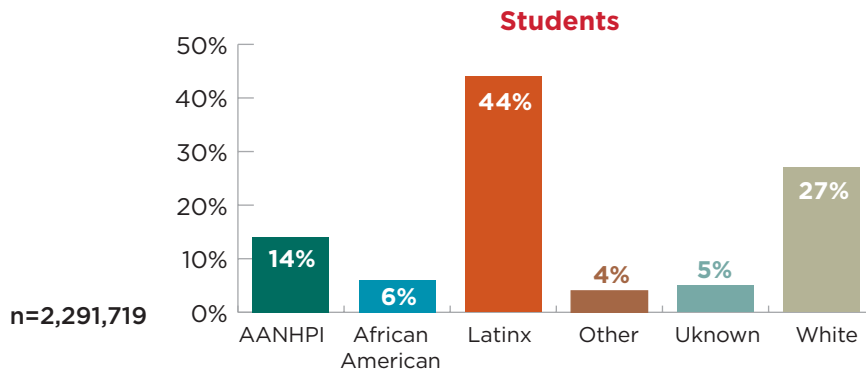


White AANHPI African American Latinx Other Unknown

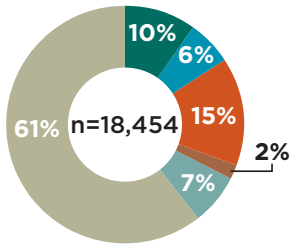
## Gender Representation at the California State University



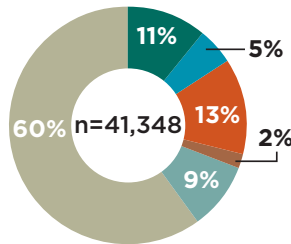
# LEADERSHIP DIVERSITY AT THE CALIFORNIA COMMUNITY COLLEGES — 2016-17



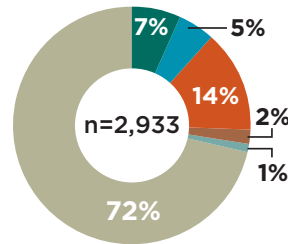
**Tenured Faculty by Race**



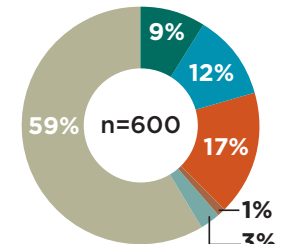
**Non-tenured Faculty by Race**



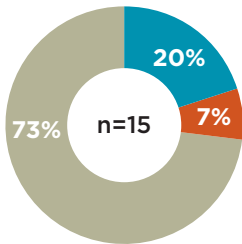
**Campus Academic Senate by Race**



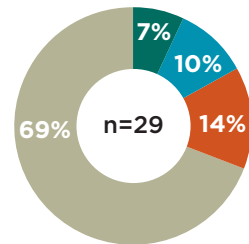
**Campus Senior Leadership by Race**



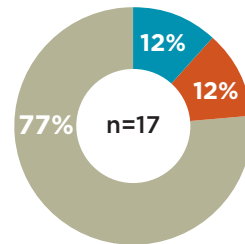
**Academic Senate for CCC by Race**



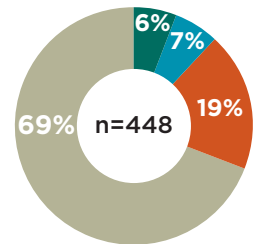
**CCC Office of the Chancellor by Race**



**CCC Board of Governors by Race**

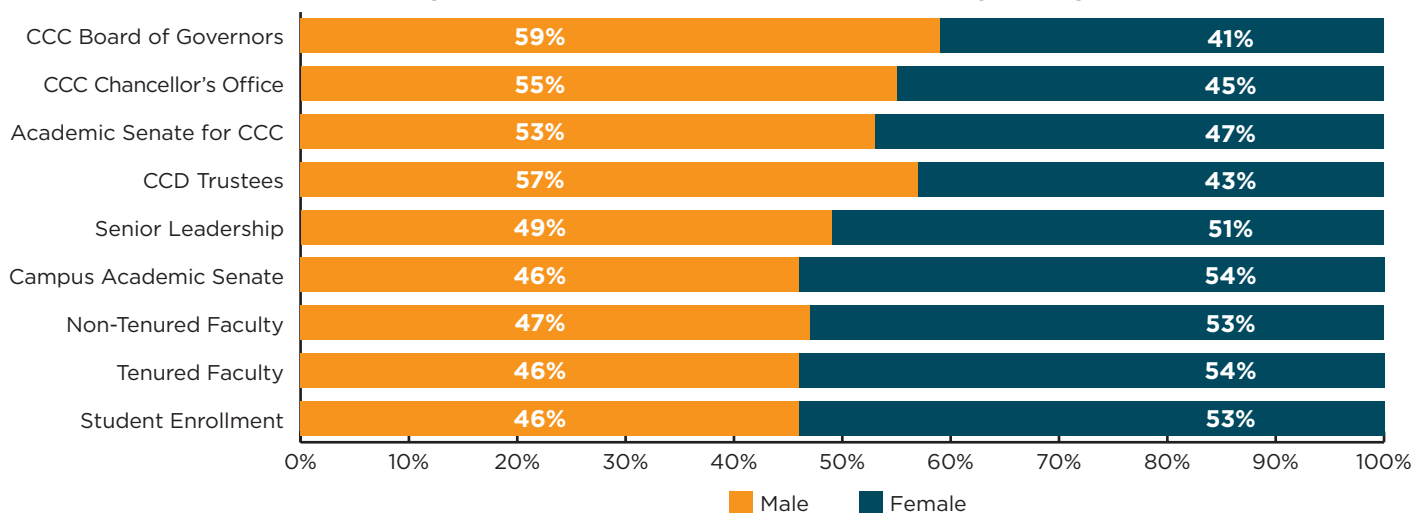


**CCC District Trustees**



White AANHPI African American Latinx Other Unknown

## Gender Representation at the California Community Colleges

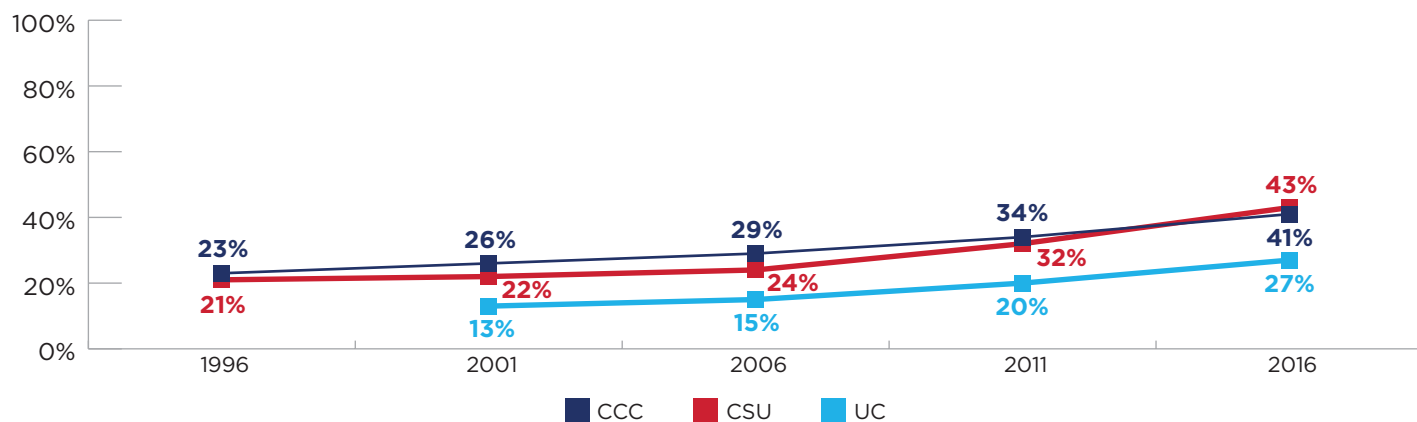


# LATINX IN CALIFORNIA HIGHER EDUCATION LEADERSHIP

**W**ith more than 1.2 million Latinx enrolled in California's public colleges and universities in 2016-17, Latinx students are the largest ethnic group in California colleges and universities (43%) followed by White (26%) and AANHPI (16%) students. **Between 1996 and 2016, the number of Latinx students enrolled in college increased from 571,000 to 1.2 million, representing a 120% increase over the last two decades.** Though the vast majority of Latinx students attend the state's community colleges, enrollment increases are evident across all of higher education such that their share of the student population doubled over that time.

**FIGURE 2: LATINX STUDENT ENROLLMENT IN THE UC, CSU, CCC, 1996-2016**

Latinx student enrollment increased 120% between 1996 and 2016



Sources: UC Info Center, CSU Analytic Studies, CCCCCO DataMart, 2016

Latinx students make up the largest share of enrollments in California's community colleges and the CSUs and more than a quarter at the UC in the 2016-17 academic year. However, they are significantly underrepresented amongst college faculty across the UC, CSU and community colleges. Less than 1 in 10 leaders are Latinx at the UC and the CSU. While Latinx representation in California's community colleges is marginally better, only 1.5 in 10 leaders are Latinx.