

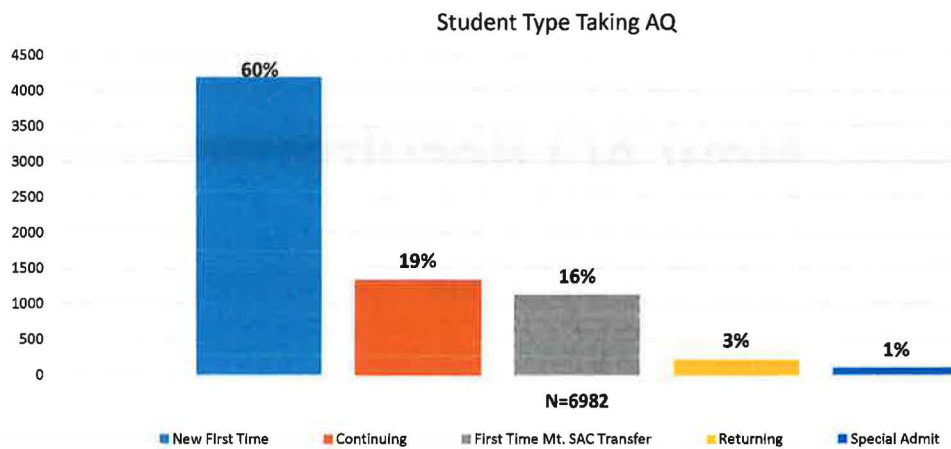
New AQ Results

As of June 11, 2018

Who's Taking the AQ?

Student Type	Student Count	Percentage
Continuing Students	1,340	19%
First Time College	4,180	60%
First Time Mt. SAC Transfer	1,124	16%
Returning to Mt. SAC	220	3%
Special Admit	95	1%
Non Credit Courses Only	3	.04%
Unknown	20	0.29%

Who's Taking the AQ?



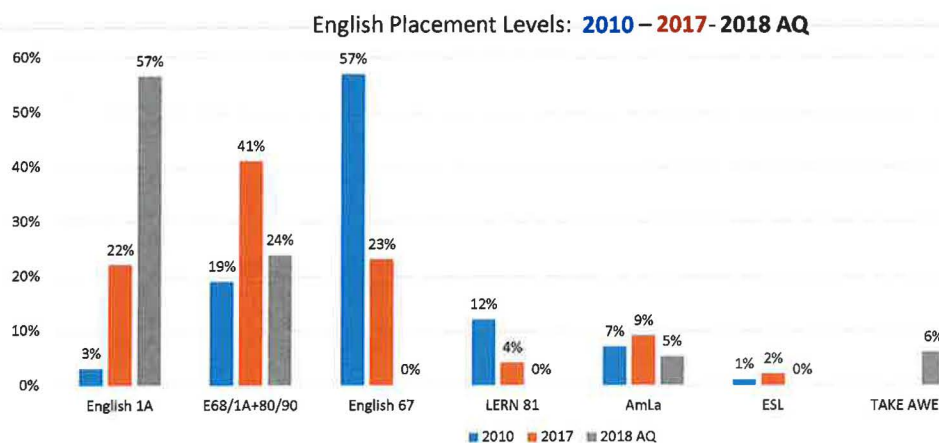
Results to Date -- English

- English 1A = 57%
- English 1A/80 Co-req or English 90 or English 68 = 24%
- AmLa 43W [ESL] = .24%
- AmLa 42W [ESL] = 3%
- AmLa 41W [ESL] = 2%
- Take AWE placement test = 6%

Comparison – Prior English to Current English

Level	2010	2017	2018 Assessment Questionnaire	
English 1A	3%	22%	English 1A	57%
English 68	19%	41%	English 1A/80 English 90 English 68	24%
English 67	57%	23%		No placement
LERN 81	12%	4%		No placement
AmLa 43W	2%	3%		.24%
AmLa 42W	4%	4%		3%
AmLa 41W	1%	2%		2%
ESL	.4%	.5%	Take AWE	6%

Comparison of English Placement



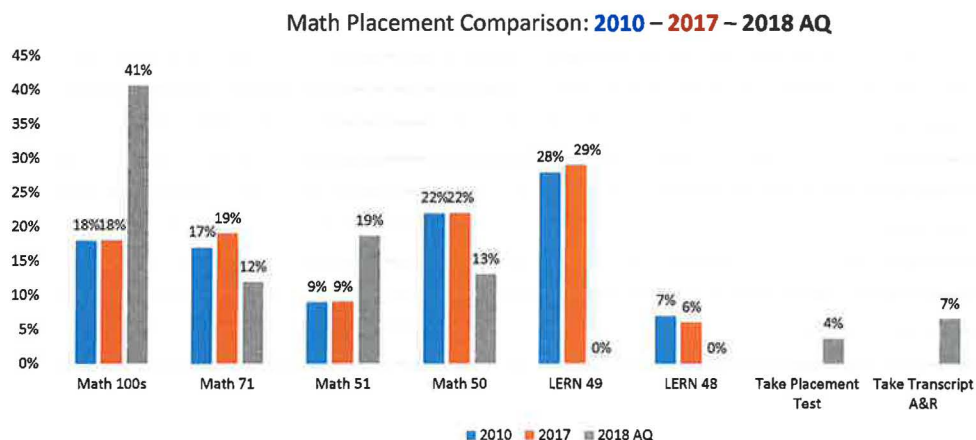
Results to Date -- Math

- Math 100s (transfer level) = 41%
- Math 71/71A/71X = 12%
- Math 51/51A/70S = 19%
- Math 50/LERN 49 = 13%
- Take Math Placement Test = 4%
- Submit transcripts to A&R = 7%

Comparison – Prior Math to Current Math

Level	2010	2017	2018 Assessment Questionnaire	
Math 100-180	18%	18%	Transfer level math	41%
Math 71/71A/71X	17%	19%	Intermediate Algebra	12%
Math 51/51A/70S	9%	9%	Elementary Algebra	19%
Math 50	22%	22%	Math 50 Pre-Algebra/LERN 49	13%
LERN 49	28%	25%	LERN 48 or Test	6%
LERN 48			Take Math Placement Test	4%
			Submit transcripts to A&R	7%

Comparison of Math Placement



Student Placement Results from AQ

• New First Time College Students

- English 1A 59%
- E1A+80/90/68 30%
- AmLa 6%
- Take Placement Test 2%
- Take Transcript to A&R 4%

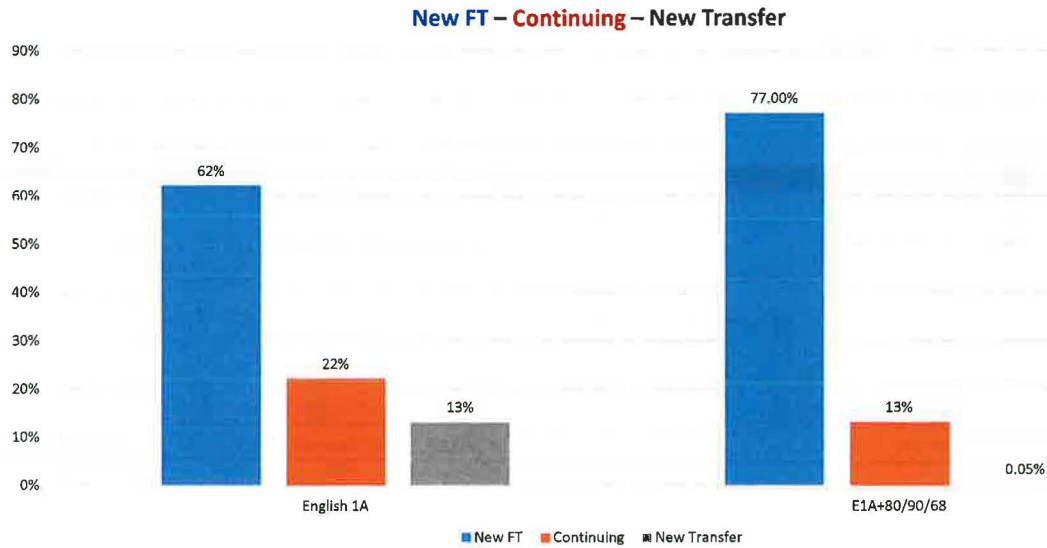
• Continuing Students

- English 1A 64%
- E1A+80/90/68 16%
- AmLa 6%
- Take Placement Test 6%
- Take Transcript to A&R 9%

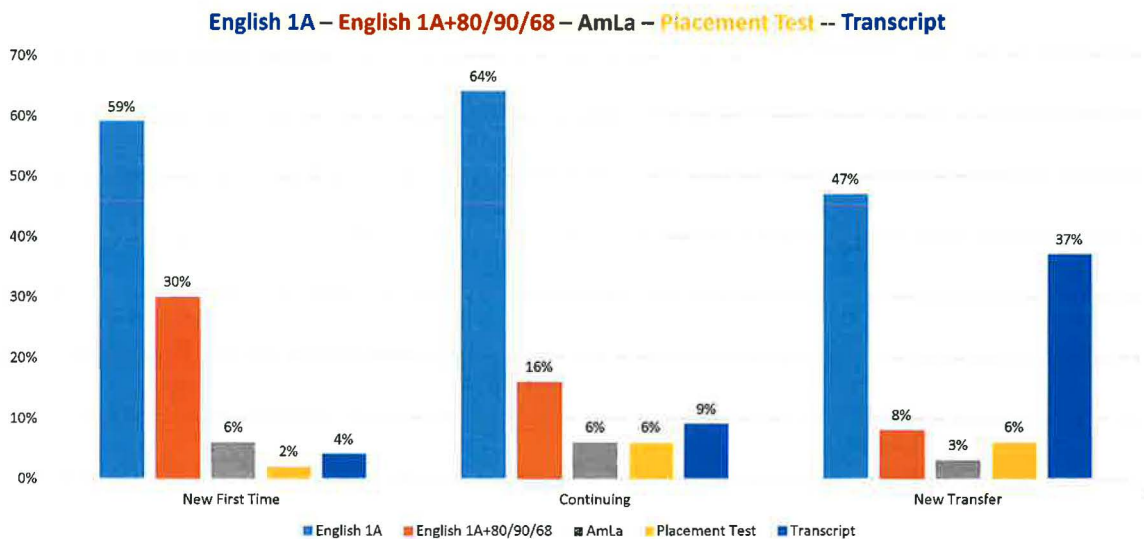
• New First Time @ Mt. SAC Transfer Students

- English 1A 47%
- E1A+80/90/68 8%
- AmLa 3%
- Take Placement Test 6%
- Take Transcript to A&R 37%

English Course Placements by Student Group



How Students Are Placing into English Based on the AQ



Observations

- More New Transfer Students to Mt SAC are needing to take the placement test (37%)
- As suspected, more Continuing Students are being referred to take transcripts to Admissions and Records for review – possibly because many Continuing Students have attended other colleges?

Placement Comparison by Student Group

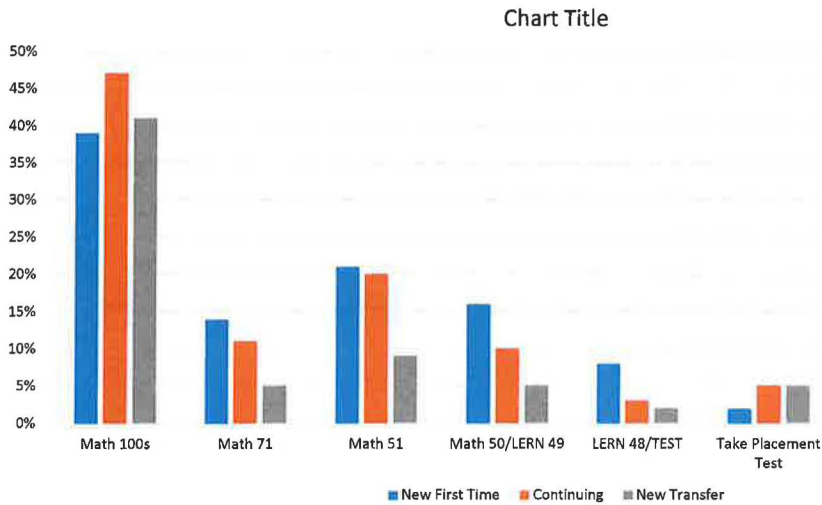
- English 1A
 - New First Time College: 59%
 - Continuing Students: 64%
 - First Time Mt. SAC Transfer: 47%
- English 1A + 80/68/90
 - New First Time College: 30%
 - Continuing Students: 16%
 - First Time Mt. SAC Transfer: 8%

Student Placement Results from AQ

- Math 100s
 - New First Time College 39%
 - Continuing 47%
 - New First Time Transfer 41%
- Math 71
 - New First Time College 14%
 - Continuing 11%
 - New First Time Transfer 5%
- Math 51
 - New First Time College 21%
 - Continuing 20%
 - New First Time Transfer 9%

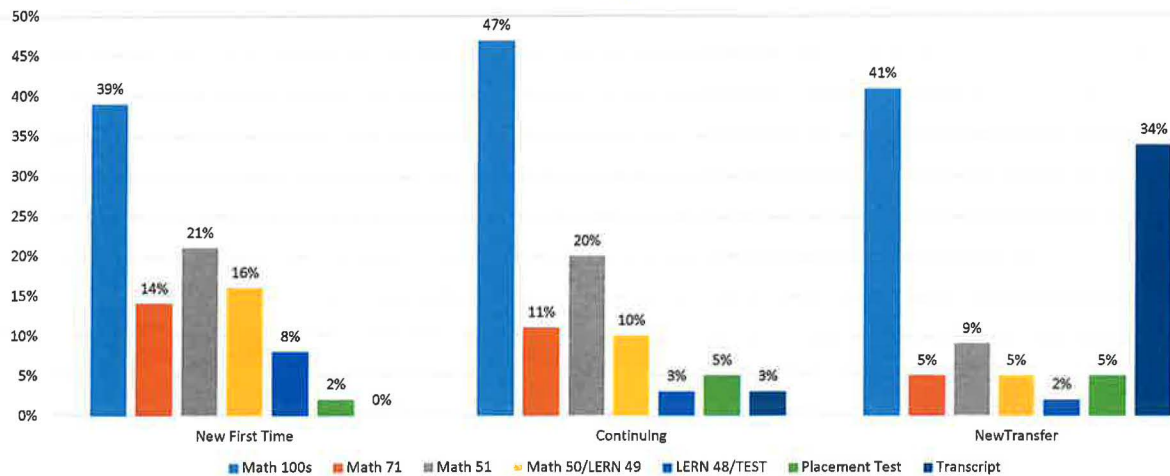
- Math 50/LERN 49
 - New First Time College 16%
 - Continuing 10%
 - New First Time Transfer 5%
- LERN 48/TEST
 - New First Time College 8%
 - Continuing 3%
 - New First Time Transfer 2%
- Take Placement Test
 - New First Time College 2%
 - Continuing 5%
 - New First Time Transfer 5%
- Take Transcript to A&R
 - New First Time College 0%
 - Continuing 3%
 - New First Time Transfer 34%

How Students Are Placing into Math Based on AQ



Math Placement by Student Group

Math 100s – Math 71 – Math 51 – Math 50/LERN 49 – LERN 48/TEST – Placement Test -- Transcript



Observations

- Placement into Math 51 possibly higher than expected (higher #s than placement into Math 71)
- Higher numbers of New First Time students are placing into Math 50/LERN 48 (16%) and into LERN 48/TEST 8%) than possibly expected
- Many New First Time to Mt. SAC Transfer students (34%) need to take their transcripts to A&R – possibly because more have taken math at their other college of attendance