

\$164 Million **K-12 Strong Workforce** **Funding Overview**

July 2018

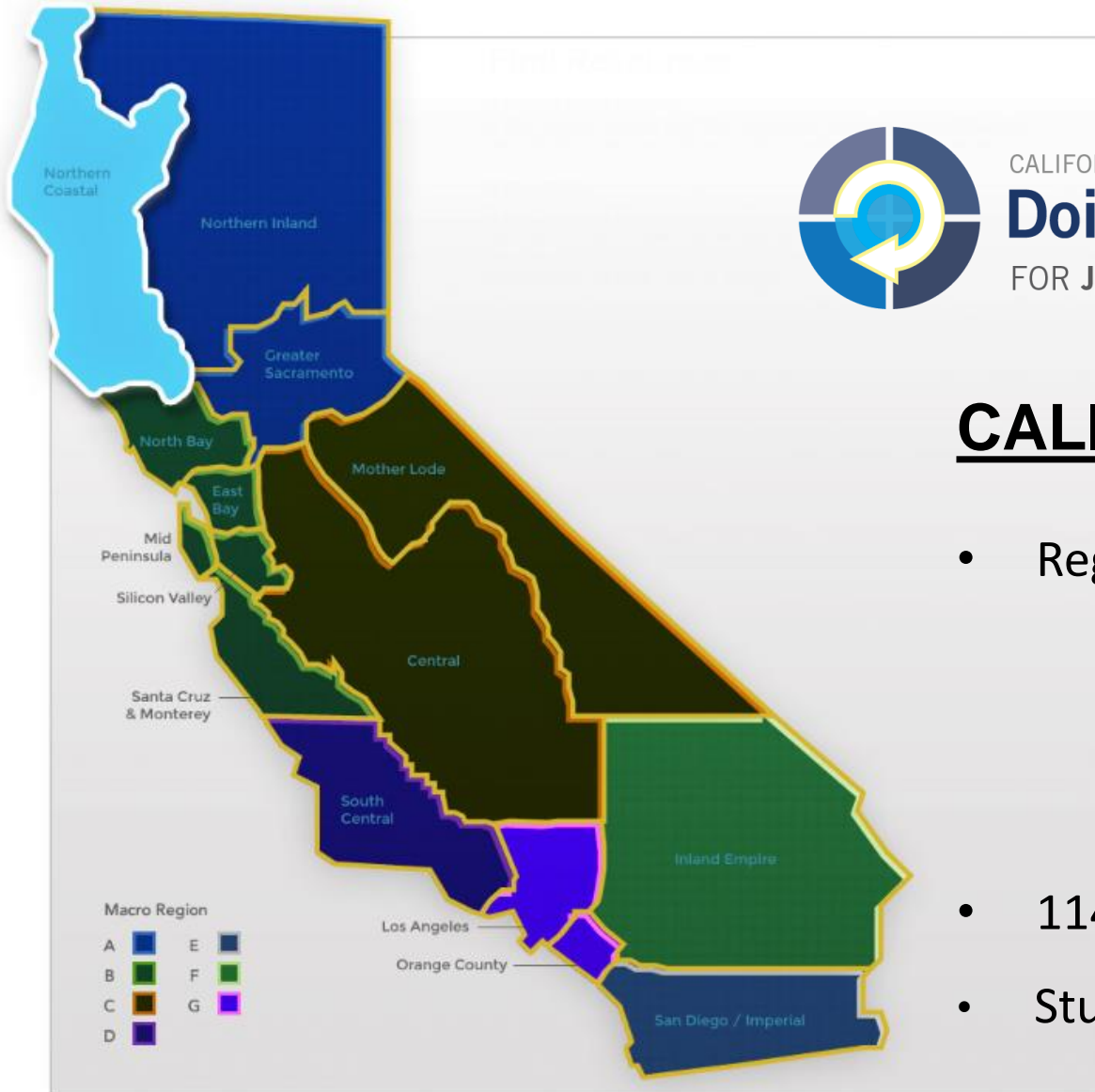
**Kelly Fowler, CIO Executive Committee,
President**

**Van Ton-Quinlivan, CCCCCO, Executive Vice
Chancellor**

Dr. Matthew Roberts, CCCCCO, Dean



CALIFORNIA COMMUNITY COLLEGES



CALIFORNIA COMMUNITY COLLEGES

Doing What MATTERS™

FOR JOBS AND THE ECONOMY

CALIFORNIA

- Regional economies
 - Differing labor market needs
 - Industry sectors
 - Guided pathways
- 114 community colleges
- Student workforce outcomes



CALIFORNIA COMMUNITY COLLEGES

The Strong Workforce Stars program celebrates career education programs that are moving the needle on factors that enhance social mobility for students who earn a certificate or degree:

★ Students **improved earnings** by 50% or more

★ 70% or more of students **attained the regional living wage**

★ 90% or more of students were **employed in a job similar to field of study**





Regional Summaries

	GOLD	SILVER	BRONZE	TOTAL
BAY AREA	30	77	209	316
CENTRAL VALLEY- MOTHER LODGE	16	34	108	158
INLAND EMPIRE-DESERT	7	23	84	114
LOS ANGELES-ORANGE COUNTY	23	54	271	348
NORTH-FAR NORTH	16	50	135	201
SAN DIEGO-IMPERIAL	11	36	90	137
SOUTH CENTRAL COAST	11	21	80	112
TOTAL	114	295	977	1,386







CALIFORNIA COMMUNITY COLLEGES
CHANCELLOR'S OFFICE

STRONG WORKFORCE STARS

Workforce Outcomes eShowcase

★ ★ ★

2018

STRONG WORKFORCE STARS

★ ★ ★

Recognizing Excellence in Student Outcomes

Strong Workforce Stars filtered by College = All, Region = All, Sector = All, Criteria = Any criteria, and Type of Star Awarded = All stars

Pages: 1 2 3 ... 70

Program Name	Criteria Achieved		
	Earnings Gain	Regional Living Wage	Job in Related Field
ALLAN HANCOCK COLLEGE			
★ LVN-to-RN Program Read more about this Gold Star program »	📈	💰	👤
★ Cosmetology	📈		👤
★ Dental Assistant	📈		👤
★ Accounting	📈		
★ Administration of Justice	📈		

Apply Filters

Clear Filters

Filter by:

College

All Colleges

Region

All Regions

Sector

Select...

Type of Criteria

Any criteria

Type of Star Awarded

Any star

Apply Filters

Clear Filters

STRONG WORKFORCE
STAR AWARDS



www.dwmshowcase.com



CALIFORNIA COMMUNITY COLLEGES

Policies Fostering K-14 Career Pathways

Administered by the California Department of Education	Administered by the CA Community Colleges Chancellor's Office
	\$50M - SB1070 / SB70
\$500M - CA Career Pathway Trust (\$250M for 2 years)	<i>Doing What MATTERS for Jobs & the Economy</i>
\$900M - CTE Incentive Funds (paid over 3 years)	\$248 CC Strong Workforce (ongoing)
\$150M - CTE Incentive Funds (ongoing)	\$164M - K12 Strong Workforce (ongoing)



2018-19 Funding Administered by CCCCCO

\$150M

\$14M

\$150 million – administered by the Chancellor's Office, partnered w CDE

- Emphasis on collaborative approach between systems
- Create, support, and/or expand high-quality career technical education programs at the K-12 level that follow the 11 Elements of a High-Quality CTE program, California Education Code, and are aligned with and the workforce development efforts occurring through the Strong Workforce Program, and regional priorities
- Increase the transition from secondary to post secondary and career
- Competitive; available only to K12

\$14 million – administered by the Chancellor's Office, partnered w CDE

- K-12 *Local* Pathway Coordinators (114)
- Network of K-14 *Regional* Pathway Coordinators (est. 11)
- CTE Regional Consortia administrative costs





\$150M

Regional Allocation* Model Weighted Factors

1. Regional unemployment rate 33%
2. Regional average daily attendance for pupils in grades 7-12 33%
3. Regional proportion of job openings 34%

(Formula for small school district LEA ada)
(Data sources: EMSI and CalPADS)

*Chancellor's Office will flow dollars to fiscal agent of
CTE Regional Consortia to administer.



\$150M

K12 Strong Workforce Selection Committee

Each CTE Regional Consortium shall form a K-12 Selection Committee made up of individuals with expertise in K-12 career technical education and workforce development:

- (1) Current or former K-12 career technical education teachers and administrators.
- (2) Charter school representatives, including representatives of charters operating pursuant to Education Code Section 47612.1(a).
- (3) Career guidance counselors.
- (4) Representatives of industries that are prioritized by the consortium.
- (5) At least one community college faculty or administrator.
- (6) Other K-12 education or other stakeholders as determined by the consortium. (b) The K-14 Technical Assistance Provider* in each consortium shall serve as a consultant to the K-12 Selection Committee.

** a.k.a., K14 Regional Career Pathway Coordinators*





\$150M

Eligible Entities - Competitive Process

A project submission for purposes of the K-12 component of the Strong Workforce Program should consist of two or more of any combination of the following:

- School districts
- County offices of education
- Charter schools
- Regional occupational centers or programs operated by a joint powers authority, provided that the application has the written consent of each participating local educational agency



\$150M

Additional Requirements

Local educational agencies applying to receive a project allocation from a consortium shall comply with all of the following:

- Be located within the geographical boundaries of the consortium, and engage in regional efforts to align workforce, employment, and education services
- Use their consortium's plan developed pursuant to Section 88823 to inform their efforts to create, support, implement or expand upon career technical education courses, course sequences, programs, and pathways, and to the extent possible, integrate available local, regional, state, and nonpublic resources to improve the successful outcomes of pupils enrolled in career technical education courses, course sequences, programs, and pathways



\$150M

STUDENT SUCCESS KEY PERFORMANCE INDICATORS DATA TOOLS FOR ACCOUNTABILITY

K-14 CTE Transition Report

Which programs would you like to view?

K-12 District:

All Cal-PASS Plus Member Districts

CTE Pathway:

BROAD - All

12th Grade Year:

2015-2016

View

Cohort Size

College Readiness

College Progress

College Completion

Data Table

Definitions

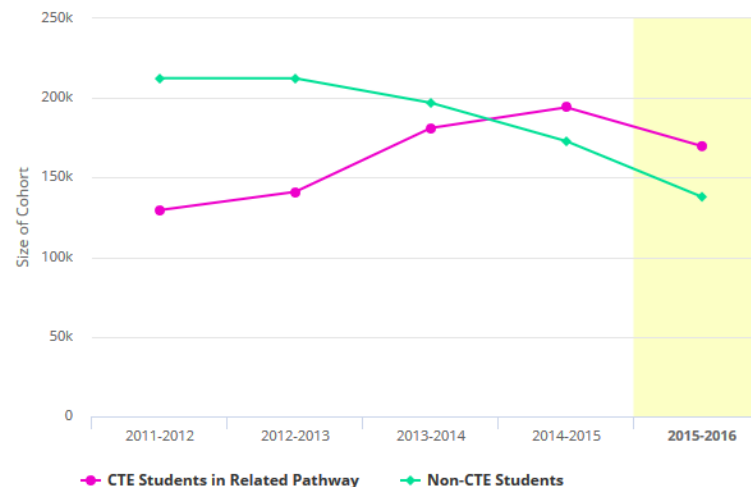
Number of Students in K-12 Cohort

Enrolled in Community College in
One Year

Time to College Enrollment

Number of Students in K-12 Cohort

● All Cal-PASS Plus Member Districts, BROAD - All, 2015-2016



\$150M

Funding Rollout Timeline to Regional Fiscal Agents

- Regional allocations posted - **August 15, 2018**
- Board of Governors approves receipt of funding - **September 17, 2018**
- Regional collaboration activities
- Project submission template goes live to LEAs - **tbd**
- Regional allocations dispersed to Strong Workforce Program fiscal agents – **January 2019**
- 2018-19 funding must be expended – **30-months to expend**
- Final date to submit LEA Round 1 project proposals - **tbd**





Strong Workforce Program

\$248M for Community Colleges

GUIDANCE

What is Strong Workforce?

Trailer Bill Language:
PDF | Word

CCCCO Guidance Memos

FAQs: Round 1 2016-17,
Round 2 2017-18

Nova System: Template
Instructions, Reporting
Instructions, SWP Module
Updates, Webinars

Allocations:
2016-17, 2017-18
2017-18 Incentive Funding
Allocations

VIDEO SERIES
PRESENTATION ARCHIVE
WEB-BASED ASSISTANCE

PLANNING

**Regional/Local Plans &
Analytics:** Round 1 2016-17,
Round 2 2017-18 (TBD)

CTE Rebrand

Master Calendar & Regional
Meetings

Local Shares

- Reporting Template
- System Slides (TBD)
- Overview

Regional Shares

- Reporting Template
- Overview

LABOR MARKET RESEARCH

Labor Market Information
Library

Demand & Supply Data Tools

Ideas for Growing CTE FTES

CTE PROGRAM OUTCOMES

Find CTE Outcomes

Strong Workforce Program
Metrics

Strong Workforce Program
Incentive Funding

Incentive Funding Breakdown

DIRECTORIES

Find My Regional Partners

CTE Regional Consortia

Sector Navigators / Deputy
Sector Navigators

Labor Market Research
Centers of Excellence

CTE Data Unlocked Experts

Technical Assistance Providers

WORKFORCE RECOGNITION

Strong Workforce Stars
Practices with Promise
Strong Workforce Champions

\$164M for K-12 Local Education Agencies

GUIDANCE

What is K12 Strong Workforce
Program

Trailer Bill Language:
PDF | Word

CCCCO Guidance Memos

FAQs

Nova System: Template
Instructions, Reporting
Instructions, SWP Module
Updates, Webinars

Allocations

PLANNING

Regional Plans & Analytics

Master Calendar & Regional
Meetings

Local Shares

LABOR MARKET RESEARCH

Labor Market Information
Library

Demand & Supply Data Tools

K-12 CTE PROGRAM OUTCOMES

Strong Workforce Program
Metrics

DIRECTORIES

Find My Regional Partners

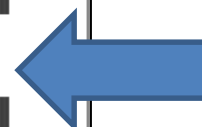
CTE Regional Consortia

Sector Navigators / Deputy
Sector Navigators

Labor Market Research
Centers of Excellence

CTE Data Unlocked Experts

Technical Assistance Providers



STAY UPDATED

<http://doingwhatmatters.cccco.edu/StrongWorkforce.aspx>



Q&A

- Any clarifications?
- South Central CIOs have offered to serve as a sounding board for implementation. Would this be helpful?
- Other thoughts?

