



Student Survey on Parking and Desired Parking Structure Location

Created by Phi Theta Kappa Honors Society, Alpha Omega Alpha Chapter, in consultation with Heidi Lockhart, Director, Honors Program/PTK Advisor and Barbara McNeice-Stallad, Director, Research and Institutional Effectiveness. Additional assistance provided by Robert Hughes, Director, Enterprise Application Systems and staff in the Information Technology Department.

PURPOSE

The purpose of this survey was to gather student feedback regarding parking and desired location for a new parking structure.

METHODOLOGY

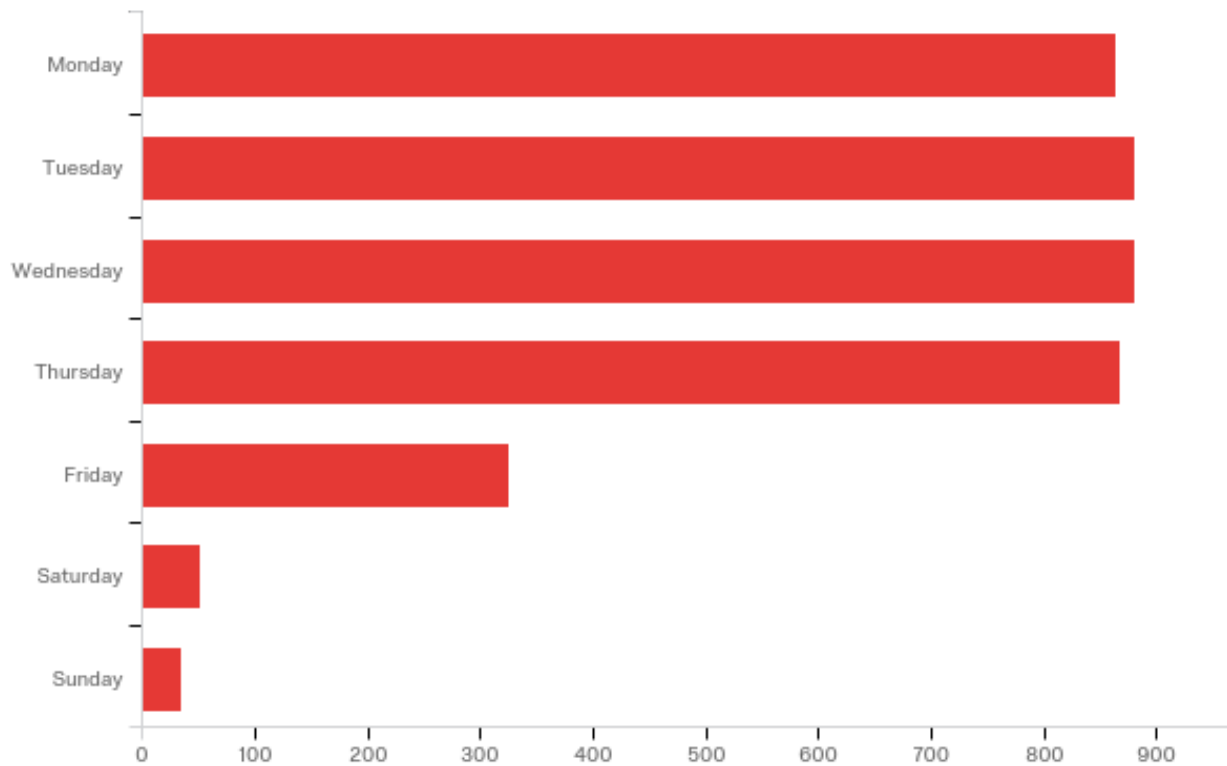
In order to collect this information, student officers of Phi Theta Kappa developed a survey in consultation with the Director, Honors Program and the Director, Research and Institutional Effectiveness. With assistance from the campus Information Technology staff, a link was then posted in the student portal inviting students to participate in the survey. In addition, flyers inviting students to take the survey were distributed across campus. Also, the Director, Honors Program sent an email to coordinators/Directors of special programs including Bridge, Veterans Center, REACH, DREAM, ASPIRE and ARISE to request their assistance in distributing the survey link to students. And the Director, Honors Program sent an email to all Honors Program students inviting them to participate in the survey.

The survey went live starting midnight, Monday, November 28 and was deactivated at 7:30 am on Friday, December 16, 2016. During that time, 1033 responses were collected.

MAJOR FINDINGS

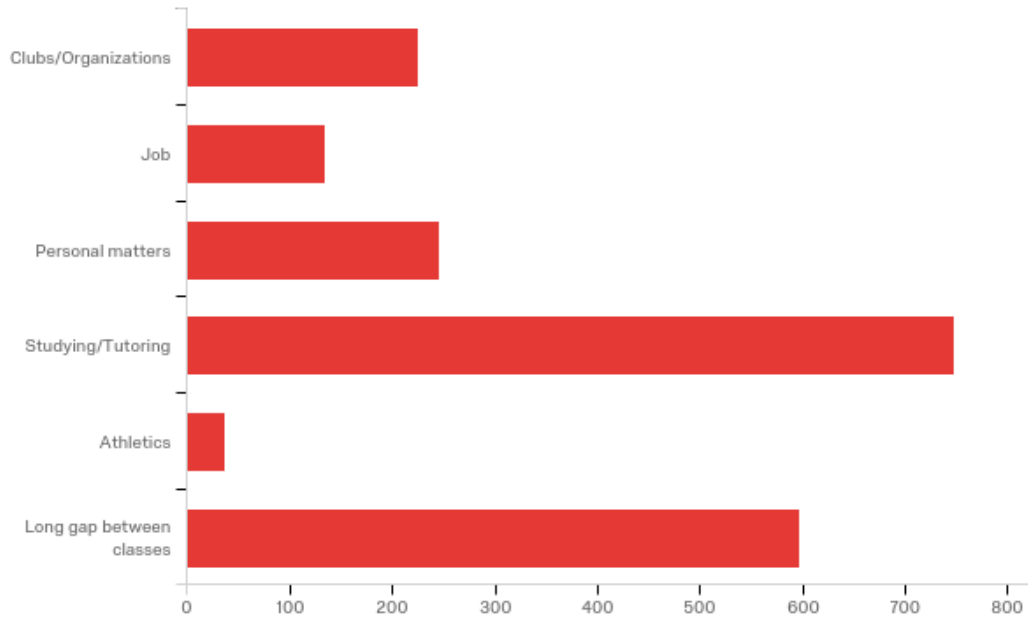
- Lots B, H and D are the most desired locations for a parking structure, in that order. This closely parallels where respondents indicated they currently like to park.
- 68% of the respondents indicated that it takes at least 15 minutes or more to find a parking space with 32% indicating it takes more than 30 minutes.
- Nearly 82% of respondents indicated that they would like to see shuttle service expanded.

1. On what days are you normally on campus? Check all that apply.



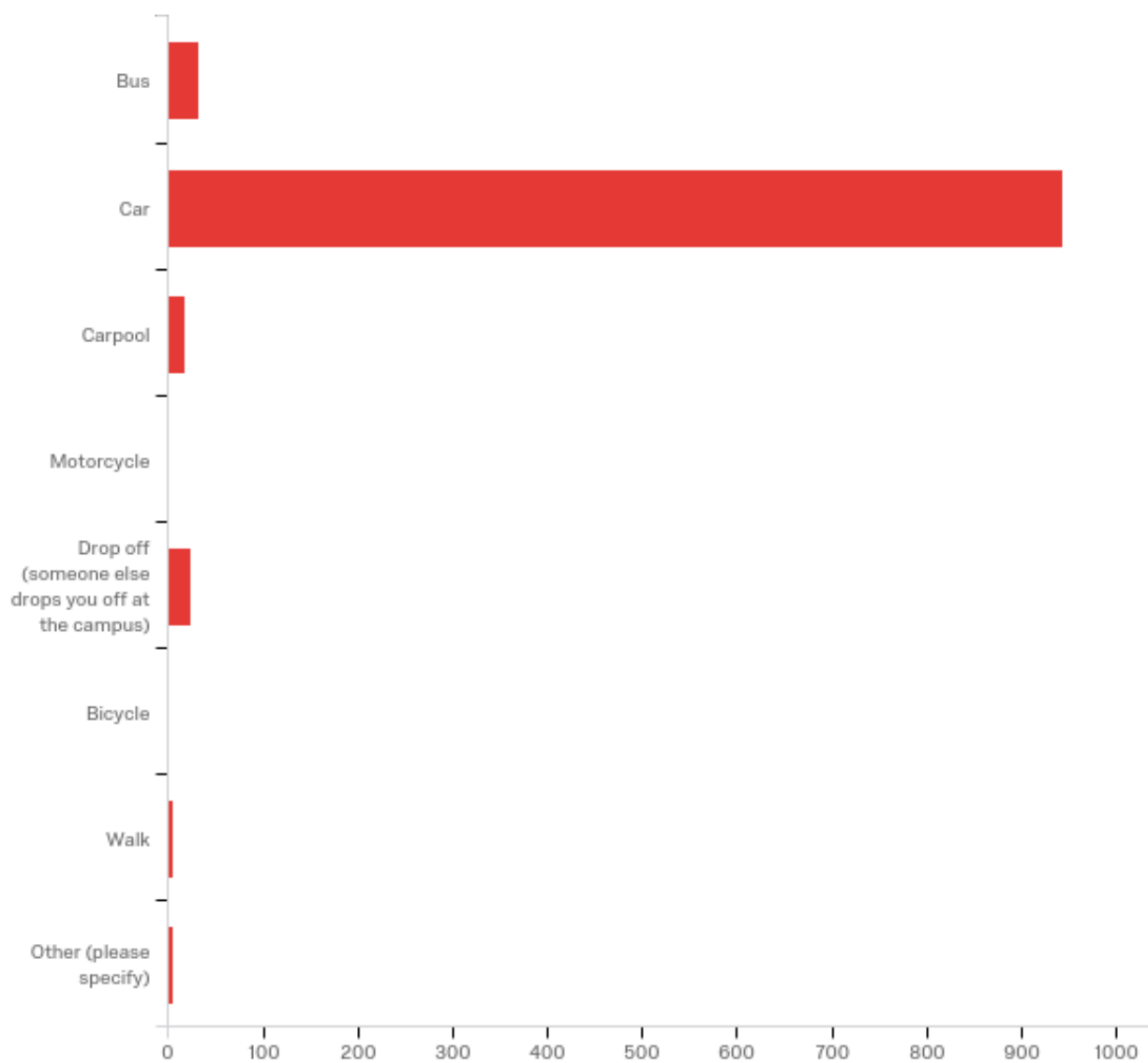
#	Answer	%	Count
1	Monday	83.87%	863
2	Tuesday	85.62%	881
3	Wednesday	85.52%	880
4	Thursday	84.35%	868
5	Friday	31.58%	325
6	Saturday	5.05%	52
7	Sunday	3.40%	35
	Total	100%	1029

2. Aside from attending classes, what are your other reasons for staying on campus?
Please check all that apply.



#	Answer	%	Count
1	Clubs/Organizations	22.96%	225
2	Job	13.78%	135
3	Personal matters	25.10%	246
4	Studying/Tutoring	76.33%	748
5	Athletics	3.78%	37
6	Long gap between classes	61.02%	598
	Total	100%	980

3. What is your primary mode of transportation to Mt. SAC?



#	Answer	%	Count
1	Bus	3.11%	32
2	Car	91.74%	944
3	Carpool	1.65%	17
4	Motorcycle	0.19%	2
5	Drop off (someone else drops you off at the campus)	2.24%	23
6	Bicycle	0.10%	1
7	Walk	0.49%	5
8	Other (please specify)	0.49%	5
	Total	100%	1029

Other (please specify)

Other (please specify)

Half the time I am dropped off, but the other half, I bring a car to park at school. I use the family car.

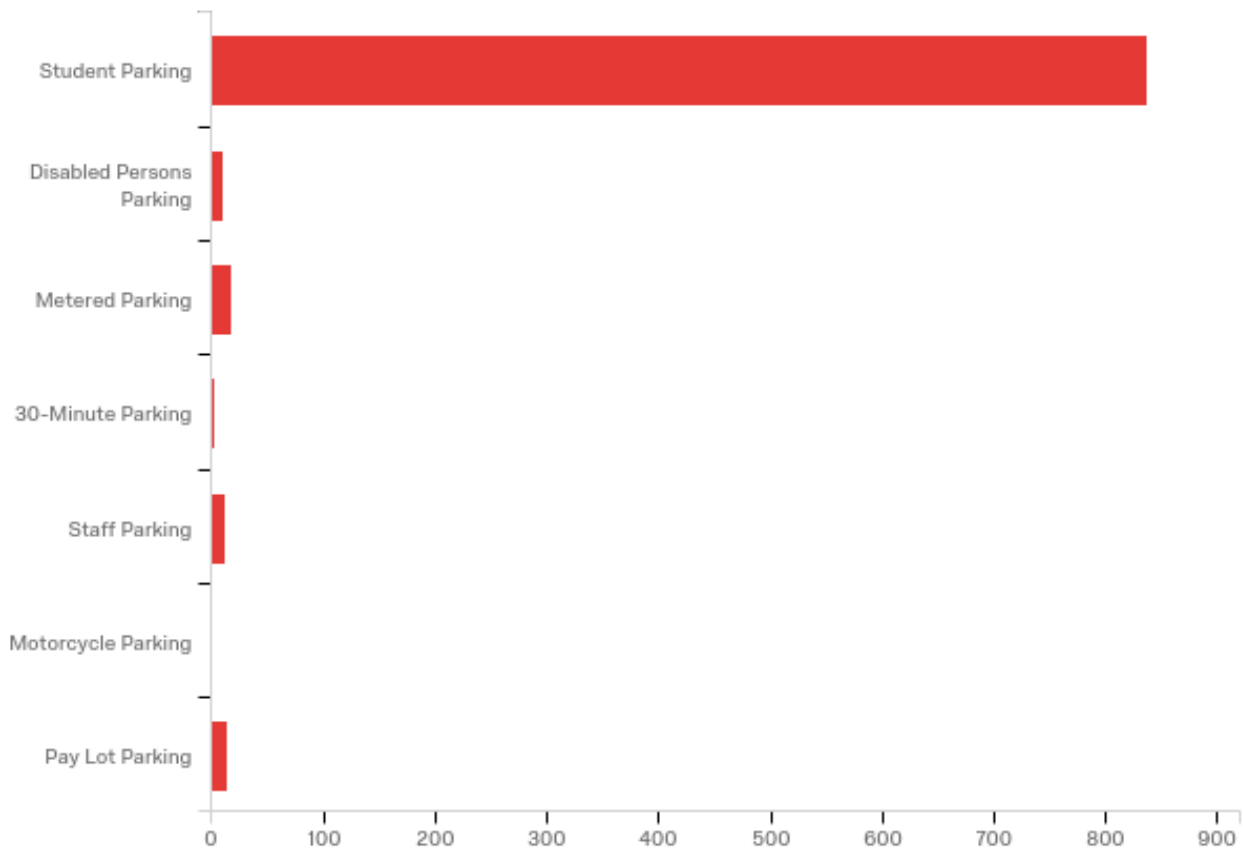
Car and Bus, Mt SAC should add Metro to bus pass

My magic carpet

PLEASE MAKE THE SIGNS BIGGER

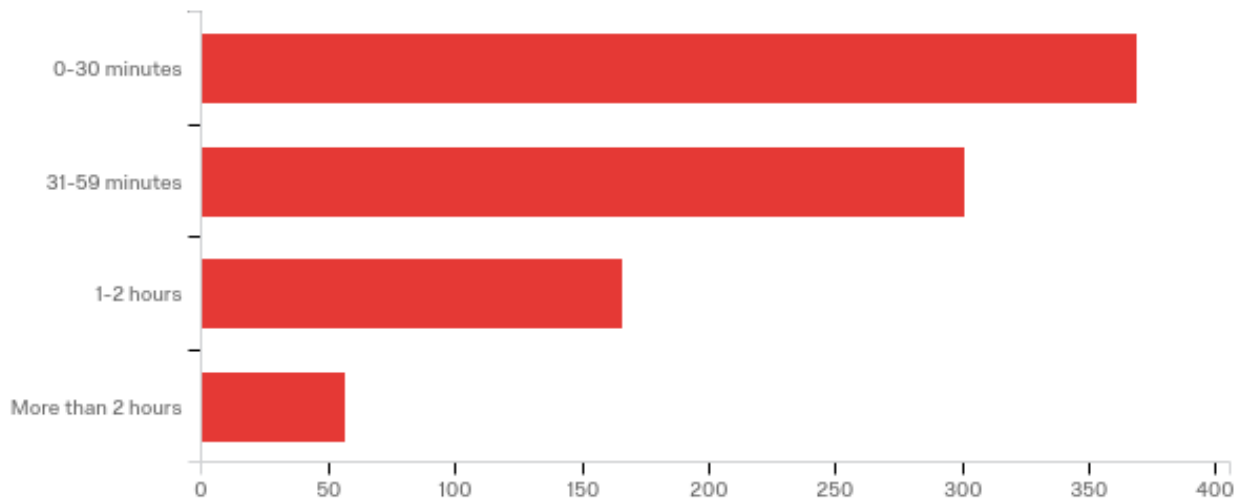
MAKE THE SIGNS BIGGER!!!!!!

4. When parking on campus, what type of parking space do you use?



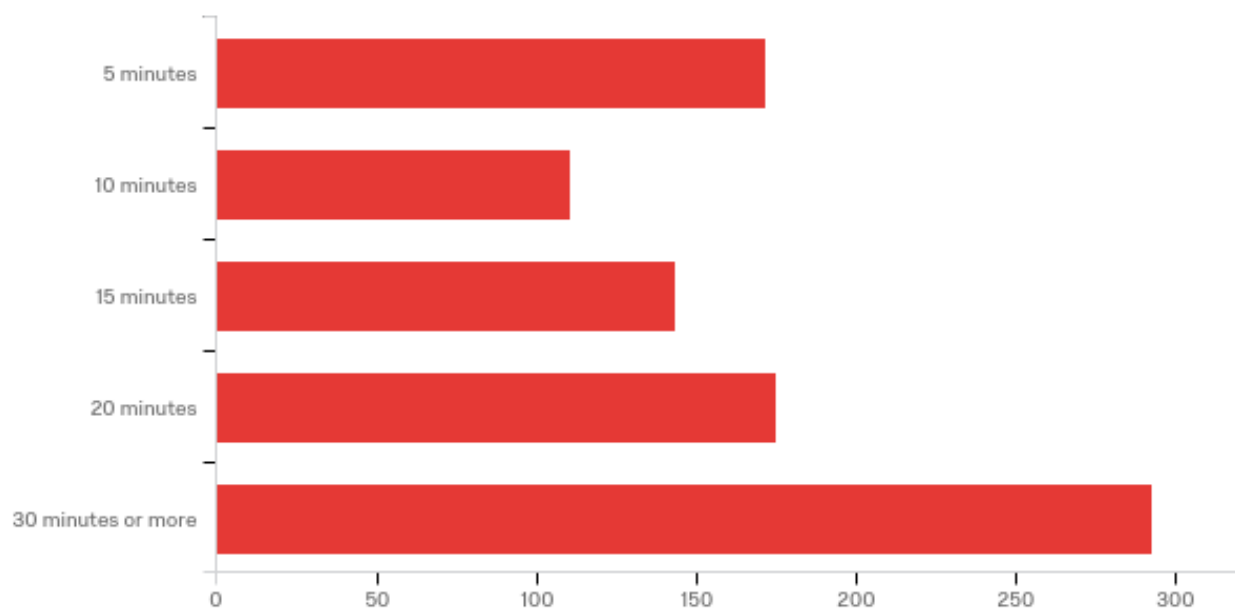
#	Answer	%	Count
1	Student Parking	93.42%	837
2	Disabled Persons Parking	1.23%	11
3	Metered Parking	2.01%	18
4	30-Minute Parking	0.22%	2
5	Staff Parking	1.34%	12
6	Motorcycle Parking	0.11%	1
7	Pay Lot Parking	1.67%	15
	Total	100%	896

5. How much time do you allot for parking before your class?



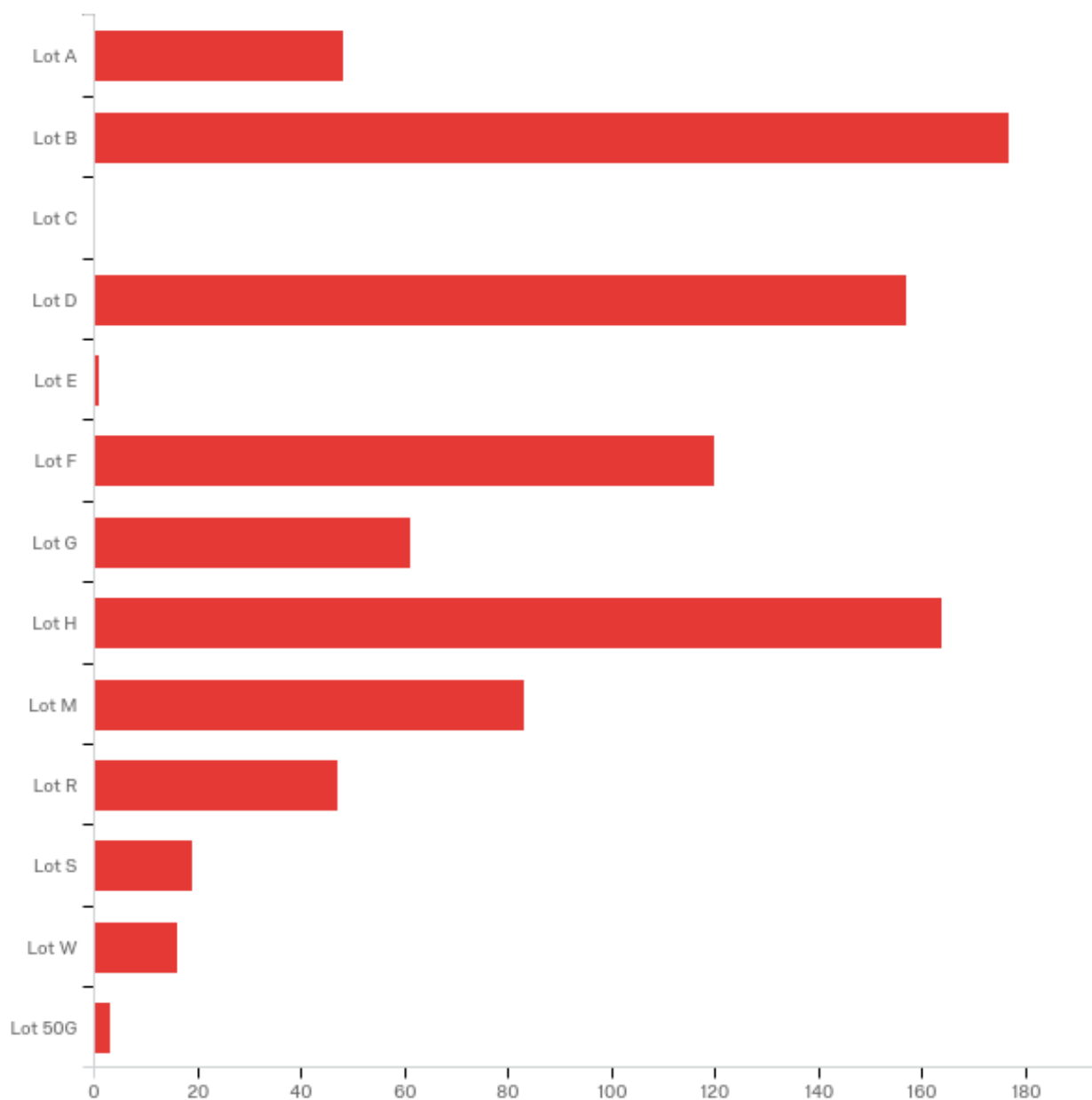
#	Answer	%	Count
1	0-30 minutes	41.32%	369
2	31-59 minutes	33.71%	301
3	1-2 hours	18.59%	166
4	More than 2 hours	6.38%	57
	Total	100%	893

6. On average, how long does it take for you to find a parking spot?



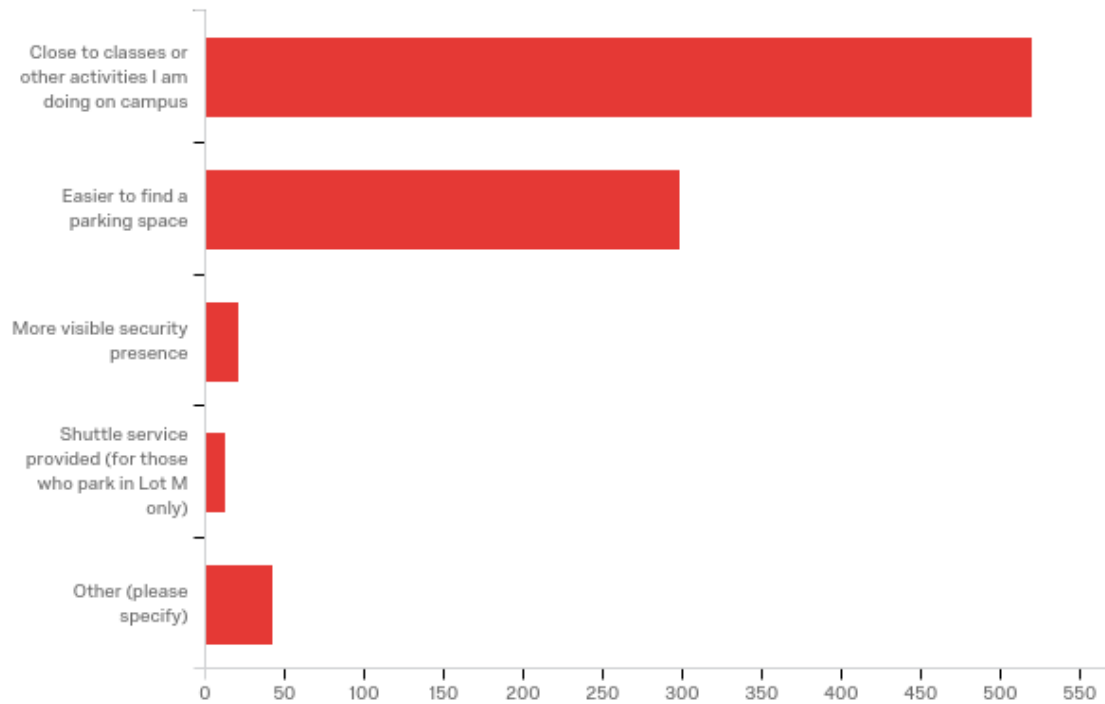
#	Answer	%	Count
1	5 minutes	19.22%	172
2	10 minutes	12.40%	111
3	15 minutes	16.09%	144
4	20 minutes	19.55%	175
5	30 minutes or more	32.74%	293
	Total	100%	895

7. Where do you typically park? See campus map below for parking lot options.



#	Answer	%	Count
1	Lot A	5.36%	48
2	Lot B	19.75%	177
3	Lot C	0.00%	0
4	Lot D	17.52%	157
5	Lot E	0.11%	1
6	Lot F	13.39%	120
7	Lot G	6.81%	61
8	Lot H	18.30%	164
9	Lot M	9.26%	83
10	Lot R	5.25%	47
11	Lot S	2.12%	19
12	Lot W	1.79%	16
13	Lot 50G	0.33%	3
	Total	100%	896

8. Why do you choose to park in that lot?



#	Answer	%	Count
1	Close to classes or other activities I am doing on campus	58.10%	520
2	Easier to find a parking space	33.41%	299
3	More visible security presence	2.35%	21
4	Shuttle service provided (for those who park in Lot M only)	1.45%	13
5	Other (please specify)	4.69%	42
	Total	100%	895

TEXT - Other (please specify)

Other (please specify)

Easy to get to and leave

there is no parking anywhere else i have to park that far to get to my class's

i try to park close to my classes so i park in f , d , and g regularly

Closes to classes and I have knee problems, yet I do not qualify for handicap parking.

Where I can find a handicap space

Close to campus when going home at night

I have to use staff parking because there is NEVER any normal parking for disabled or student parking takes over an hour to find a spot however my classes are actually on the upper lotsi just can never find parking

Sometimes it's the only place where parking is available.

easy in and out

closer to my class building

Close to this semesters classes and it's easy to find available spots.

behind the building I work in 67B

only place I can find parking

You didn't list the staff lot by 67B. Sometimes this is the only lot that has openings, even though there's only one exit!

didn't purchase the parking permit

Drop off my child at the Child Development Center

Takes less time to find parking, but I'm walking further.

I park in lot m because more convenient lots are full by 7:45... I sometimes take the shuttle, but it's typically quicker to walk.

close to classes or other activities I am doing on campus plus less stressful students without confrontation

Close to Student Service Center

There's rarely any parking in lots D and B

There're lines of students in cars waiting in to park, I just end up going to M

There is more parking spots.

PLEASE MAKE THE SIGNS BIGGER

MAKE THE SIGNS BIGGER !!!!!!!!! IM TALKING HUGE!!!!!!

Close to classes

It is close to my first class and is the easiest parking lot to get out of.

Hard to find parking elsewhere due to construction and restricted parking areas

close to classes and easier to find parking space.

sometimes there is no other choice

closest to class and I am partially disabled, the closer to my class the easier it is on my lower back to walk

only parking available

easier access to the exit of the campus

Close to office / building

Closer to child center

Only parking available...

i park here wednesday mornings but i usually have to park all the way in the back and walk to 26d

easier to handicap parking

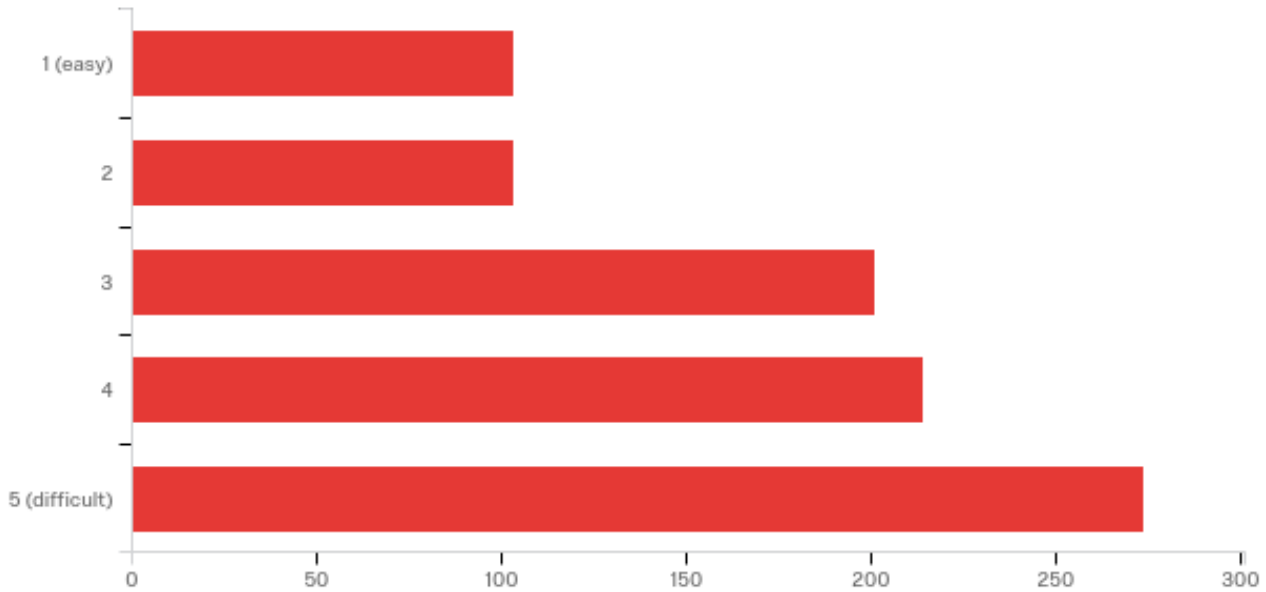
I park close to where I end my day so if I end my day at Bld 3 I would park at Lot B, If I end my day at Bld 27A I would park at Lot G

has the football parking next to it as well

I enjoy the walk and the view

Slight better chance of finding parking than other lots even though its not big, and closer option.

9. Based on where you typically park, please rate the level of difficulty in finding parking with 1 being easy and 5 being difficult.

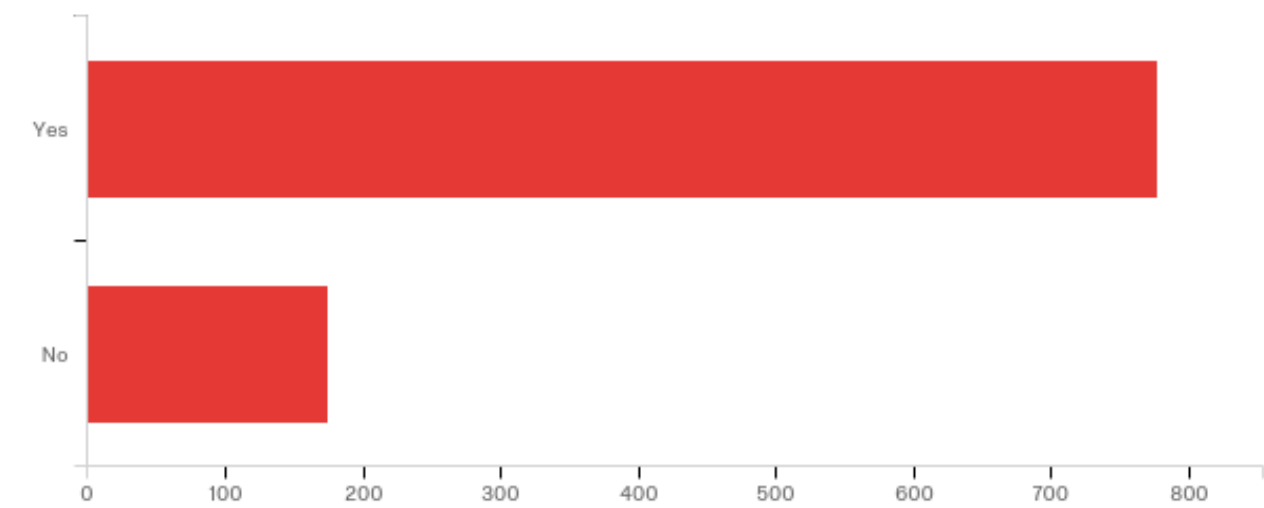


#	Answer	%	Count
1	1 (easy)	11.51%	103
2	2	11.51%	103
3	3	22.46%	201
4	4	23.91%	214
5	5 (difficult)	30.61%	274
	Total	100%	895

10. If Mt. SAC was to build a parking structure, in which parking lot would you like to see it built? See the campus map below. Rank your top 3 locations for a parking structure (with 1 being your first choice).

Distribution of Responses	Ranked #1	#2	#3	Total
Lot A	55	60	79	194
Lot B	213	194	128	535
Lot C	3	8	18	29
Lot D	179	179	134	492
Lot E	2	7	5	14
Lot F	103	108	117	328
Lot G	125	99	121	345
Lot H	219	177	127	523
Lot M	33	33	57	123
Lot R	9	27	44	80
Lot S	6	27	30	63
Lot W	5	5	25	35
Lot 50G	0	1	6	7

11. Currently, Mt. SAC offers limited shuttle services to those who park in Parking Lot M to a drop off point near buildings 4 and 7. Would you like to see this shuttle service expanded to other parking lots and campus destinations?



#	Answer	%	Count
1	Yes	81.70%	777
2	No	18.30%	174
	Total	100%	951