



FINANCIAL AID REPORT TO THE BOARD OF TRUSTEES

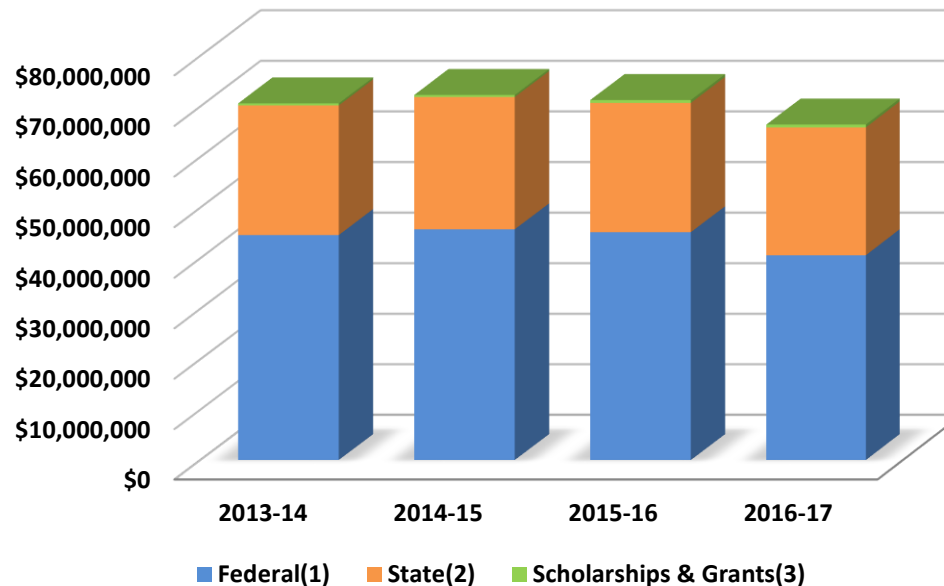
Chau Dao, Ed. D.

Director, Financial Aid and Scholarships

July 2017

Four-Year Comparison of Financial Aid Dollars Awarded

Year	Federal ⁽¹⁾	State ⁽²⁾	Scholarships & Grants ⁽³⁾	Dollar Value of All Aid Programs
2013-14	\$ 44,556,851	\$ 25,616,961	\$ 406,533	\$ 70,580,345
2014-15	\$ 45,694,935	\$ 26,137,354	\$ 411,909	\$ 72,244,198
2015-16	\$ 45,122,125	\$ 25,558,717	\$ 556,808	\$ 71,237,649
2016-17	\$ 40,566,837	\$ 25,261,285	\$ 557,229	\$ 66,385,350



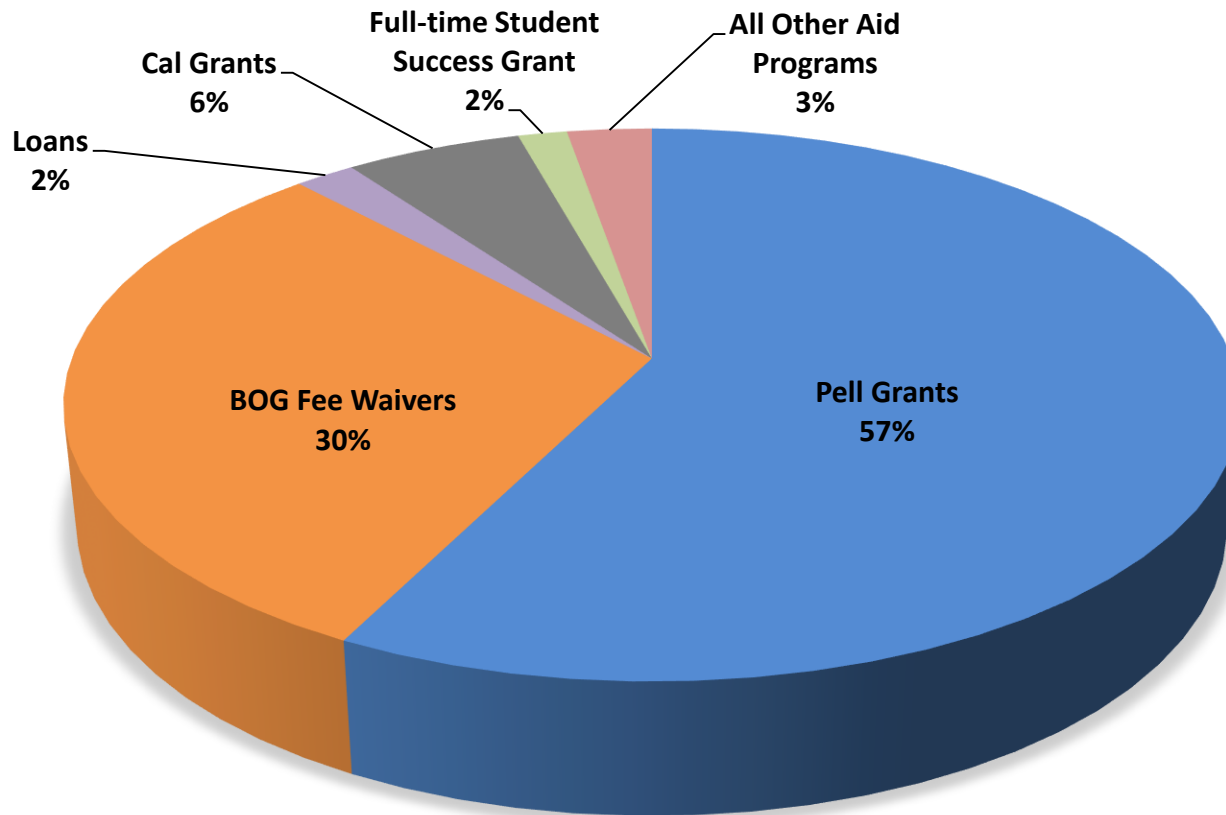
(1) Federal Programs include Pell, SEOG, Direct Loans, Parent Loans, and Federal Work Study.

(2) State Programs include Cal Grant B and C, BOGFW, Chafee, and Full-time Student Success Grant.

(3) Scholarship programs include both institutional and private scholarships.

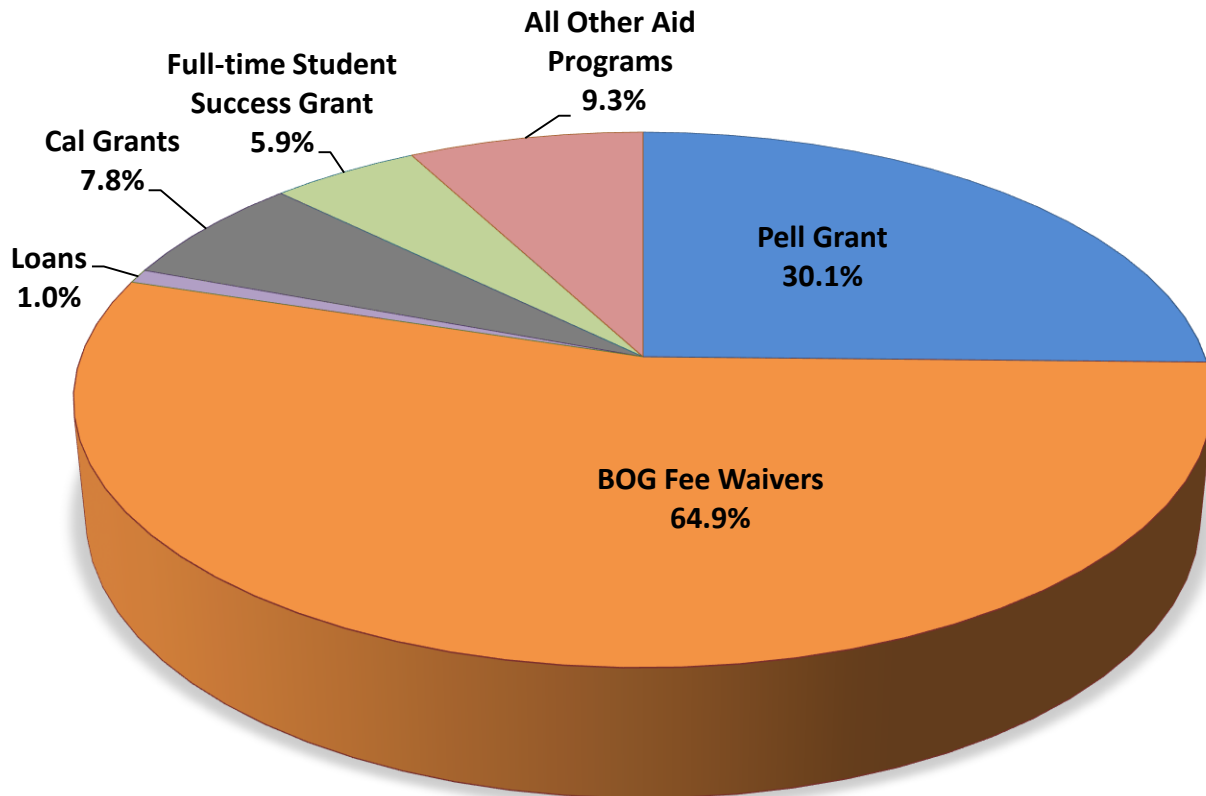
2016-2017 Distribution of Financial Aid Dollars by Program

Type of Financial Aid	Pell Grant	BOG Fee Waiver	Loans	Cal Grant	Full-time Student Success Grant	All Other Aid Programs	Total Dollars
Financial Aid Dollars	\$ 38,141,295	\$ 20,299,478	\$ 1,293,293	\$ 3,783,456	\$ 1,052,700	\$ 1,815,128	\$66,385,350
% Dollars by Program	57.5%	30.6%	1.9%	5.7%	1.6%	2.7%	



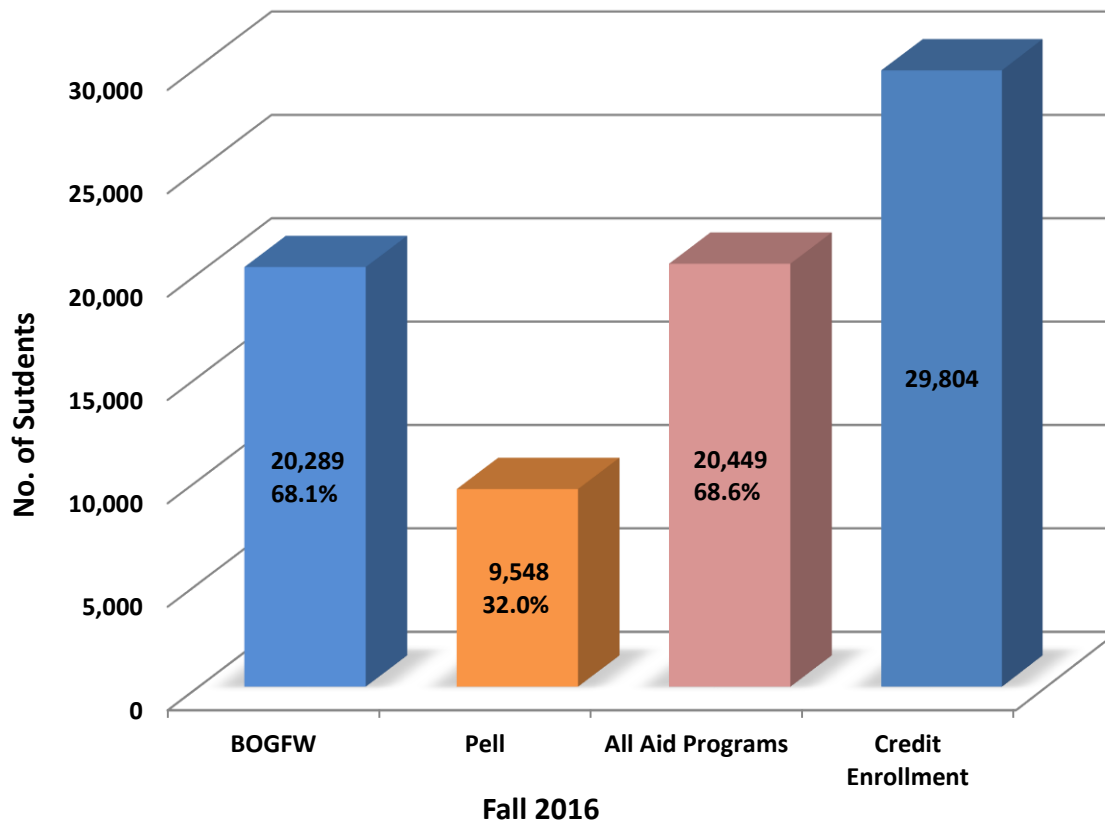
2016-2017 Financial Aid Student Count by Program

Type of Financial Aid	Pell Grant	BOG Fee Waiver	Loans	Cal Grant	Full-time Student Success Grant	All Other Aid Programs	2016-2017 Enrollment
No. of Students	11,682	25,154	385	3,040	2,275	3,594	38,775
% Students Awarded Aid	30.1%	64.9%	1.0%	7.8%	5.9%	9.3%	



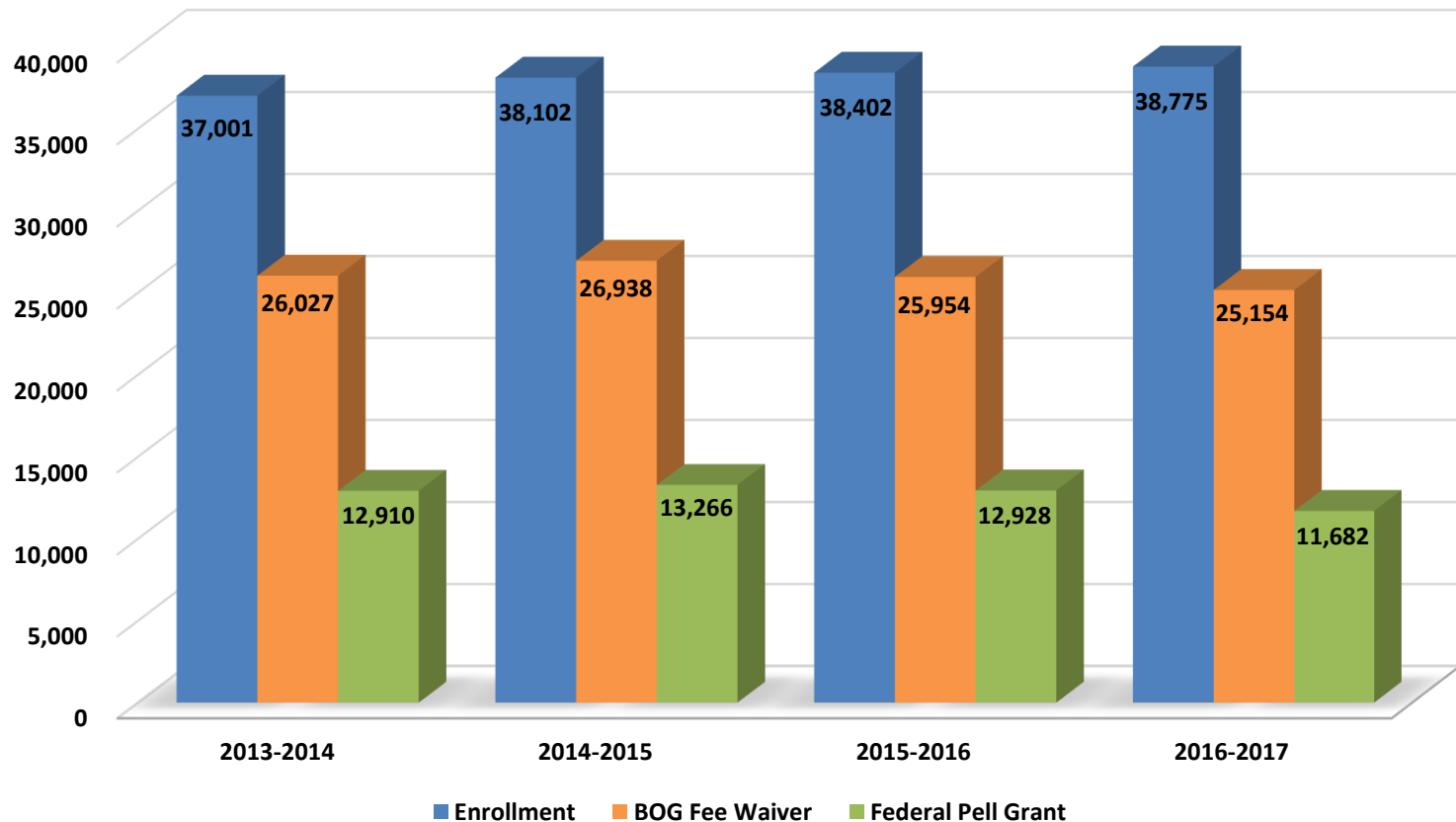
Percentage of Unduplicated Credit Headcount Served by BOGFW and Pell

	BOGFW	Pell	All Aid Programs	Credit Enrollment
No. of Students	20,289	9,548	20,449	29,804
Percentage	68.1%	32.0%	68.6%	



Four-Year Comparison of Students Enrolled with BOG Fee Waiver or Pell Grant

	2013-2014	2014-2015	2015-2016	2016-2017
Enrollment	37,001	38,102	38,402	38,775
BOG Fee Waiver	26,027	26,938	25,954	25,154
Federal Pell Grant	12,910	13,266	12,928	11,682

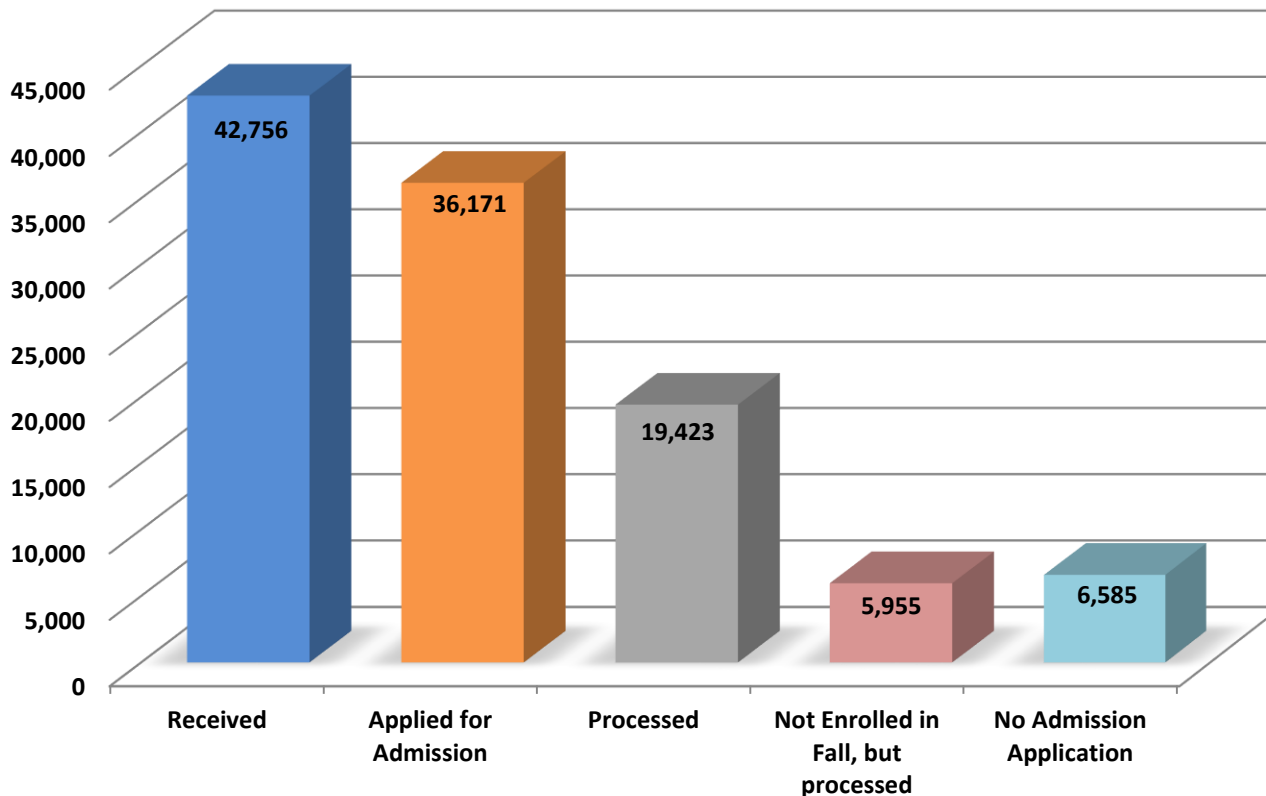


2016-2017 Financial Aid Applications

- 15% (6,585) of total Financial Aid applications received did not apply for admission
- 54% (19,423) of remaining Financial Aid applications have been processed
- 31% (5,955) of the processed Financial Aid applications did not enroll in the Fall 2016 semester

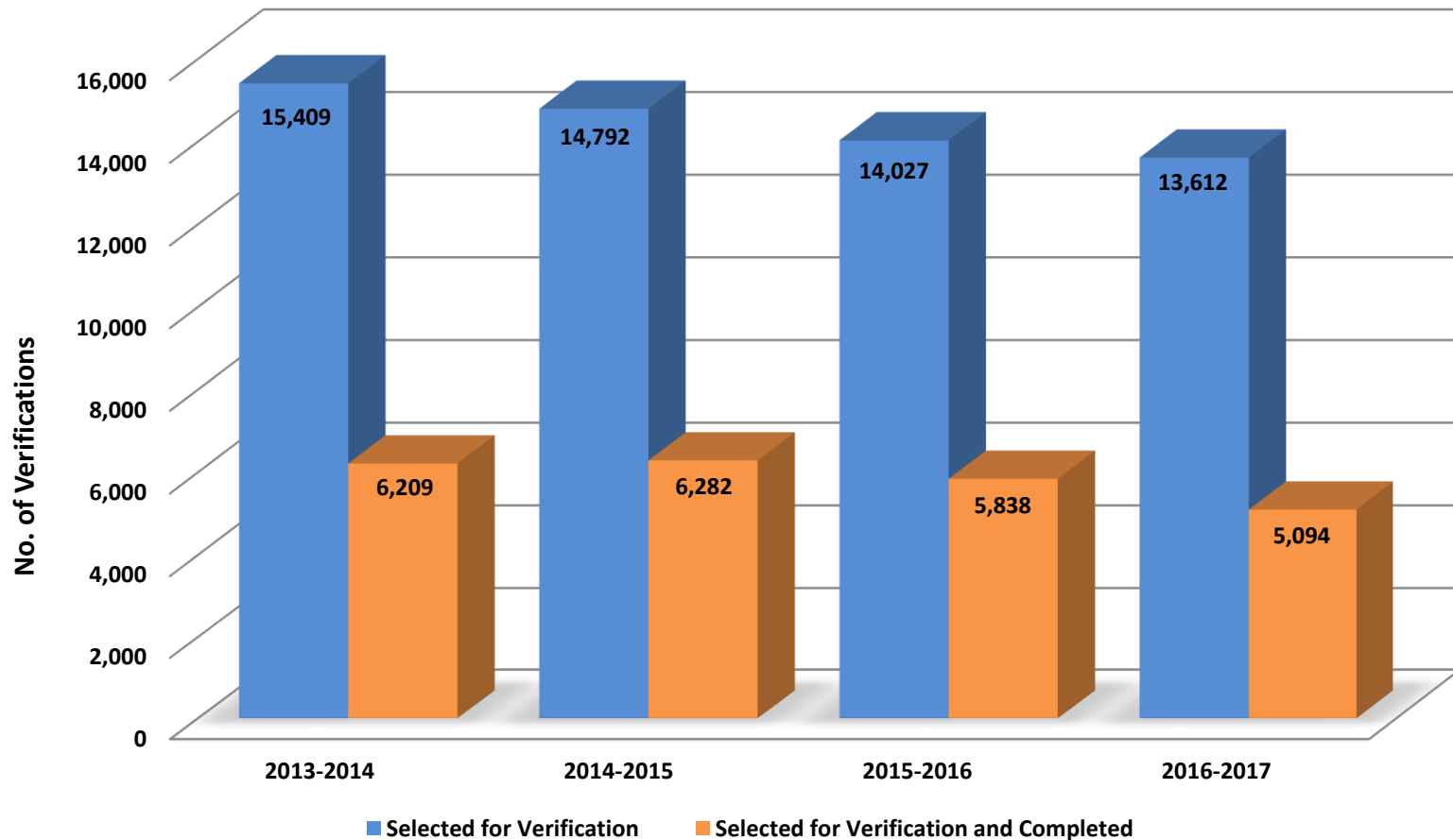
2016-2017 Financial Aid Applications

2016-2017 Financial Aid Applications	Total
Received	42,756
Applied for Admission	36,171
Processed	19,423
Not Enrolled in Fall, but processed	5,955
No Admission Application	6,585



Students Selected for Verification

	2013-2014	2014-2015	2015-2016	2016-2017
Selected for Verification	15,409	14,792	14,027	13,612
Selected for Verification and Completed	6,209	6,282	5,838	5,094
% Completed	40.3%	42.5%	41.6%	37.4%



Mt. SAC Dreamers

- CA Dream Applications received
 - 2014-2015: 983
 - 2015-2016: 962
 - 2016-2017: 1,012
- Cal Grants Awarded to Dreamers
 - 2014-2015: Mt. SAC awarded 118
 - 2015-2016: Mt. SAC awarded 174
 - 2016-2017: Mt. SAC awarded 183
- BOG Fee Waivers
 - 2014-2015: 1,155
 - 2015-2016: 1,223
 - 2016-2017: 1,229

Inreach and Outreach Efforts

- Inreach

- 111 events - 5,144 students served
- 8 Athletics – Orientation as well as by teams
- 10+ BOGW Loss specific workshops
- 29 Scholarship specific workshops
- 40 Presentations for Academic Departments
- 58 within Student Services – special programs with targeted populations

- Outreach

- 34 events - 2,820 individuals served
- 1 Alumni Group
- 1 Elementary School
- 1 School District
- 1 State Agency
- 2 Cash for College events
- 28 Presentations for High Schools

- Total

- 145 events - 7,934 students/individuals served



Continued Efforts & Collaboration

- Homeless Youth
- Loss of BOG Fee Waiver

2016-2017 BOG Fee Waiver Loss	Fall 2016	Spring 2017
Total Students with BOG Loss	1,088	1,534
Not Enrolled due to Academic Dismissal	552	997
Students Enrolled	536	537
BOG Loss Appeal Approved	132	91
BOG Loss Exceptions and Manual Overrides	95	126
Enrolled in 0.5 units or more without BOG	309	320
% Received BOG via Appeal/Exception	42%	40%
% Enrolled without BOG	58%	60%

- Community College Completion Grant
- Year Round Pell
- Federal Budget



Team Financial Aid

