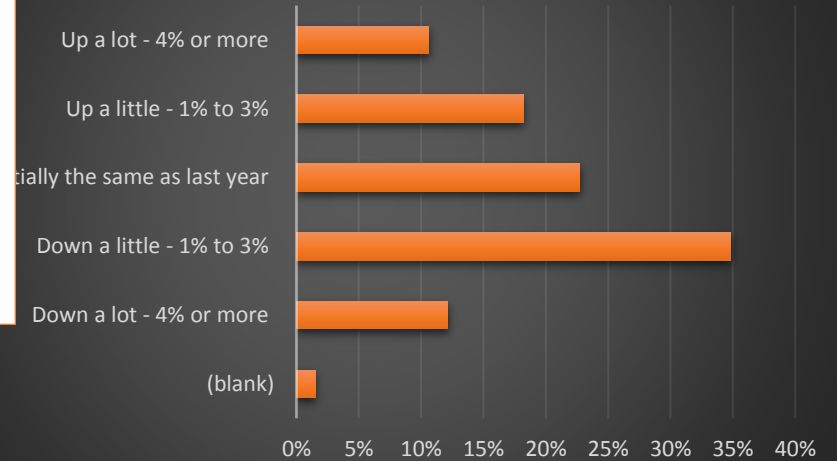


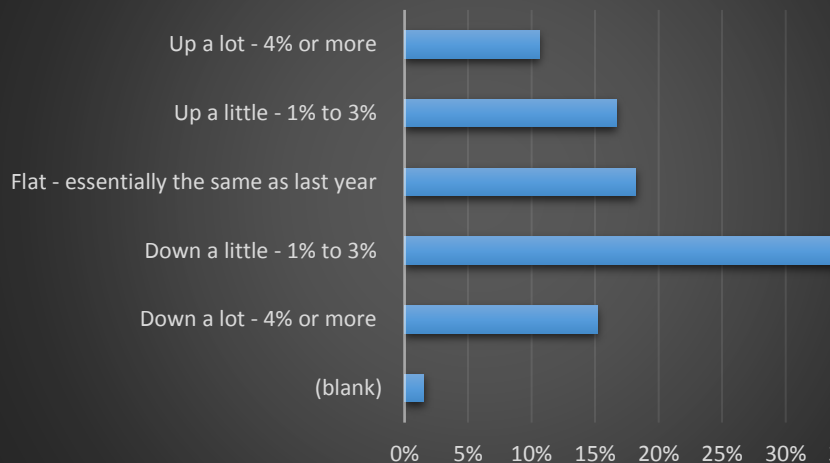
CCCCIO Fall 2016 Enrollment Survey - Sept 9-16, 2016

Type	Location
Rural	Central Coast Central Valley
Skipped	Deserts Gold Country
Suburban	High Sierra Inland Empire
Urban	Los Angeles Area North Coast
	Orange County Area San Diego Area
	San Francisco Bay Area

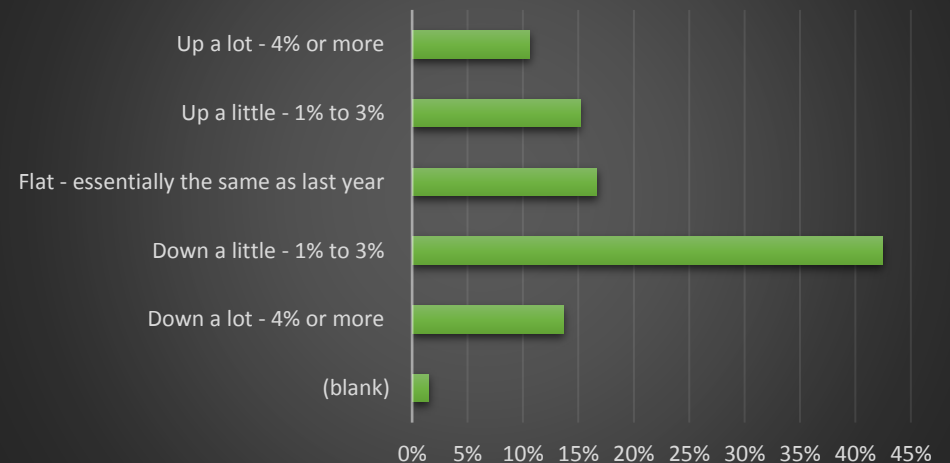
Unduplicated Headcount



Census FTES



Efficiency/Productivity



Survey Questions with Answers to Open-Ended Responses.
See "Graphs" Tab for Quantitative Results.

- 1 As of Fall 2016 census, how is your FTES compared to last fall?
BY THE WAY YOUR REGIONS BELOW AREN'T THE SAME NAME AS WHAT WE USE!!!!!! (Point taken - BKS)
up 13% (LA Area college)
we reduced our targets and allocation as a district by 1000 FTES from 19500 to 18500.
- 2 As of Fall 2016 census, how is your unduplicated headcount compared to last fall?
up 12% (LA Area college)
- 3 As of Fall 2016 census, how is your efficiency (productivity, FTES/FTEF, WSCH/FTEF, other measure) compared to last fall?
But hard to judge. We scheduled far more police academy in-service classes this fall than last,
and they enroll very late so currently counting against us.
our efficiency of paid sections is excellent. our class average is increasing.
We've worked hard on productivity!
- 4 Where is your college located? (Region names from CCCC "Find a college" map on main page, www.cccco.edu) (see graphs)
- 5 What type of area does your college primarily serve? (see graph tab)
- 6 If your college is growing, have you determined in what areas? If so, please describe. (results below)
- 7 If your college is declining, have you determined in what areas? If so, please describe. (results below)

			Growing	Declining
#	Q4: Where is your college located? (Region names from CCCC "Find a college" map on main page, www.cccco.edu)	Q5: What type of area does your college primarily serve?	Q6: If your college is growing, have you determined in what areas? If so, please describe.	Q7: If your college is declining, have you determined in what areas? If so, please describe.
2	Los Angeles Area	Urban	General Education areas.	Music, Art, Kinesiology are in a downward turn. Also elective courses. The focus on transfer is high.
3	San Francisco Bay Area	Suburban	DE HS concurrent enrollment But not enough to stop the decline of the traditional classes that previously filled. Demographics of our area are changing - it is too expensive for ages 25 and under to live in this area	Daily/weekly GE courses

4	Deserts	Rural	We are growing a little in first time student from local high schools due to increased outreach.	We are declining in military enrollment (we're located near Ft. Irwin),
8	Inland Empire	Suburban	Non CTE, transfer degrees	
9	North Coast	Suburban	On line, non-credit, sciences in credit area	credit enrollment for all but sciences where we can't find faculty!
10	San Diego Area	Urban	DE	On Campus
14	Central Valley	Rural	Dual enrollment courses are way up for our small school (20+ FTES); concurrent enrollment is way up (20+ FTES); offering a full slate of classes at a local prison this semester (24+ FTES)	Down 15% at main campus (under construction); down 2% or so online (but down about the same amount in sections offered)
16	Gold Country	Rural		We have a shrinking population of students. But we're holding enrollment the best we can.
17	San Francisco Bay Area	Suburban		Arts and humanities, kinesiology
18	Los Angeles Area	Urban	online sections fill as fast as we offer	evening enrollments are down considerably this semester, ~ 5%
20	Orange County Area	Urban		Social Sciences and Humanities more than any other areas.
21	San Diego Area	Suburban		In our southern district. Increasing our presence there.
22	Central Valley	Rural	We are growing in the dual enrollment area. We are limited by room capacity and adjunct availability, therefore adding math, biology, English and communication studies is difficult.	
24	Los Angeles Area	Urban		Generally a slow decline in enrollment overall.
26	Central Coast	Suburban	STEM, Accounting	too many to list
29	Central Valley	Urban		across the board declines...major sources of decline: 1) the improved economy; 2) CSU and UC enrollments diverting students away; 3) BOG fee waiver chaos (poor academic progress)
30	Orange County Area	Urban		We have declined in almost every area. With the exception of Introduction to Biology and Freshman Composition fill rates in all courses are lower.

31	San Francisco Bay Area	Urban	Distance Education	Not a big decline to warrant listing specific programs.
39	Inland Empire	Suburban	Sciences are still impacted and although our unduplicated headcount isn't moving all that much the number of units per student is higher than it has been in 10 years.	
40	Los Angeles Area	Suburban	high school and newly matriculated students- SSSP initiatives are working! Our area is not expanding in this demographic group but we believe students who wouldn't have come to college are now considering it.	
41	Gold Country	Urban	Online anything, Chemistry, Math, Biology, English	Night classes, anything
42	Inland Empire	Suburban	Transfer and general education. Online is booming.	none
43	Los Angeles Area	Urban	We are growing in our non-credit and adult education programs our FTES has grown over the past three years: - 2013-2014 - 3.63% - 2014-2015 - 8% - 2015-2016 - 5% We are projected to grow by 2% for the 2016-2017 fiscal year.	We are in a growth mode.
44	Los Angeles Area	Urban	English and math course sections to meet Equity access/success indicators and our First Year Experience demands.	Overall decline--not one specific area.
45	Los Angeles Area	Urban		Some CTE programs, but generally students are not taking as many units. The FT student number has dropped 5%.
47	Orange County Area	Suburban	We are growing in some CTE areas and in STEM.	We are declining in our Arts, Humanities and Social Sciences.
51	Central Valley	Suburban	All! Mostly GE areas and STEM	N/A
53	Deserts	Suburban	across the board	
54	Central Valley	Urban		Broad-based, hurts most in the less desired times (late afternoons, Friday).
55	Los Angeles Area	Urban		Down in new students between the ages of 20-24 and those who are full and 3/4 time and those who take both day and eve classes
57	Orange County Area	Suburban		General education/transfer courses, evening courses.

60	Los Angeles Area	Urban	Computer Applications & Business Office Technology +31% Emergency Medical Technician +35% Entrepreneurship +66.7% Machine Technology +30.8%	Dance -31.2% Italian -48.8% Lifelong Learning -43.8% Media Arts -29% Noncredit Office Business Technology -42.5% Noncredit Parent Education - 34.3%
62	Inland Empire	Suburban	N/A	Retention/momentum of underprepared
63	Inland Empire	Urban	Our college is located in an area where the educational attainment is low and the percentage of the adult population over age 25 underserved. However, we are reaping the rewards of strategic partnerships with our K-12 districts, educational summits with high school faculty and implementation of resulting articulation agreement, revision of english and math curricula, adoption of acceleration as the primary path in English and Math for students not assessing in to transfer level courses, implementation of MMAP, and implementation of scaled up and multiple-pathways in First Year Experience programs that require these students to be enrolled full-time and to take English and Math in the first year of enrollment. We have analyzed our scheduling practices, refined course offerings (breadth and depth) based on scheduling plans. We are up in FTES, upon in average number of units attempted for fall, all efficiency measures (WSCH/FTEF; FTES/FTEF, % fill ...) are up.	
65	San Francisco Bay Area	Urban	Applied Tech and Business	Physical Education