

Current Student Survey Report

FALL 2015

February 11, 2016

ANNEL D. MEDINA TAGARAO, PhD
RESEARCH & INSTITUTIONAL EFFECTIVENESS, ERAA

Fall 2015 Current Student Survey

1. Data Collection

- a. Surveys were distributed to selected CTE classes/programs (designated by the CTE Deans Workgroup) between November 6, 2015 and December 1, 2015.
- b. Students were invited to participate from the following classes:

- | | | | |
|------------|-------------|-----------|------------|
| • ADJU 1 | • ANIM 101A | • CNET 50 | • PHOT 11 |
| • ADJU 13 | • ANIM 104 | • CNET 52 | • PHOT 15 |
| • ADJU 2 | • ANIM 108 | • ELEC 11 | • PHOT 17 |
| • ADJU 20 | • ANIM 115 | • FASH 10 | • PHOT 18 |
| • ADJU 3 | • ANIM 116 | • FASH 12 | • PHOT 1A |
| • ADJU 4 | • ANIM 130 | • FASH 14 | • PHOT 1B |
| • ADJU 5 | • ANIM 131 | • FASH 17 | • PHOT 1C |
| • ADJU 50 | • ANIM 148 | • FASH 21 | • PHOT 1D |
| • ADJU 59 | • ANIM 151 | • FASH 25 | • PHOT 20 |
| • ADJU 6 | • ANIM 175 | • FASH 59 | • PHOT 24 |
| • ADJU 68 | • ARTC 100 | • FASH 62 | • PHOT 28 |
| • AGAN 1 | • ARTC 120 | • FASH 63 | • PHOT 29 |
| • AGAN 2 | • ARTC 165 | • FASH 8 | • PHOT 9 |
| • AGAN 51 | • ARTC 200 | • FCS 41 | • R-TV 01 |
| • AGAN 94 | • ARTC 290 | • HRM 51 | • R-TV 02 |
| • AGHE 54 | • ARTD 16 | • HRM 56 | • R-TV 07A |
| • AGHE 60 | • ARTD 20 | • HRM 64 | • R-TV 09 |
| • AGHE 61 | • BUSA 75 | • HT 10 | • R-TV 11A |
| • AGHE 62A | • BUSA 76 | • HT 14 | • R-TV 14 |
| • AGHE 62B | • BUSA 8 | • ID 10 | • R-TV 15 |
| • AGHE 64 | • BUSM 20 | • ID 10L | • R-TV 18 |
| • AGHE 65 | • BUSM 66 | • ID 12 | • R-TV 19A |
| • AGHE 79 | • BUSO 25 | • ID 20 | • R-TV 19B |
| • AGHE 84B | • BUSR 50 | • ID 22 | • R-TV 21 |
| • AGHE 86 | • BUSS 50 | • ID 23 | • R-TV 22 |
| • AGLI 96 | • CISB 11 | • ID 25 | • R-TV 96A |
| • AGOR 1 | • CISB 15 | • ID 26 | • R-TV 96B |
| • AGOR 13 | • CISB 21 | • ID 29 | • R-TV 96C |
| • AGOR 40 | • CISB 31 | • ID 39 | • R-TV 97A |
| • ANIM 100 | • CISB 51 | • PHOT 10 | |

- c. A total of 2461 surveys were completed with a response rate of 41.8% (2461 surveys out of 5879 invitations).

2. SCOPE

- a. The Career Technical Education (CTE) Deans Work Group was interested in collecting student feedback regarding our programs, services, and education.
- b. This year's survey questions were edited to mirror the CTEOS Survey instrument. The questions were also aligned with the CTE Workgroup's goals: 1) Draw Students in our programs; 2) Provide our students with in-demand skills; and 3) Provide our students with a path to Transfer or employment. In addition, one question focused on institutional level outcomes, student equity, and basic skills.

3. RESULTS: The following results were received from this survey data collection. See Appendix C for the detailed item analysis report.

- a. Question 1): "What made you choose a Mt. SAC program?" Students indicated that they chose a Mt. SAC program because of a friend or relative (48% N= 1162). Multiple responses were allowed.
- b. Question 2): "What is the one PRIMARY reason you are attending Mt. SAC?" The Primary reason students are attending Mt. SAC is to earn a certificate or degree and transfer (73.41% N=1764).
- c. Question 3): "How satisfied are you with the education and training you received at Mt. SAC?" 93.11 (N=2284) of survey respondents indicated that they are satisfied (Very Satisfied or Satisfied) with the education and training received at Mt. SAC.
- d. Question 4): "What best describes your current employment status?" 48.34% (N=1168) of respondents are employed at one job. 22.56% (N=545) are unemployed and seeking employment.
- e. Question 5): "If you are working, how closely related to your field of study is your current job?" Of the students that are currently employed, 42.35% (N=783) are "Very Close" or "Close" to their field of study.
- f. Question 6): "Please tell us your level of strength in these areas: Using Critical Thinking Skills (e.g. select and evaluate materials, etc.)" Question 7): "Please tell us your level of strength in these areas: Understanding of other ethnicities and cultures." Students are "using critical thinking skills" and "understanding of other ethnicities and cultures." Out of a possible score of 5 (A Major Strength), the scores were 3.97 (N=2433) and 3.98 (N=2428) respectively.
- g. Question 8): "Have you had or do you feel you will need, any special tutoring or remedial work in any of the following subjects?" Students indicated special tutoring or

remedial work is needed in specific subjects: 41.48% (N=986) in Mathematics and 21.92% (N=521) in English.

- h. Results by Division for Question Related to Employment and Education (See Table One):
(Note: 326 students did not complete the CRN correctly or left the CRN area blank)

Table One

Question: If you are working, how closely related to your field of study is your current job?					
<u>Total Number of Survey Responses by Division</u>					
Division Description	"Not Close" Responded to Question	% Responded Question	"Close"/"Very Close" Responded to Question	% Responded Question	Total Question Respondents
Arts	249	13.47%	102	5.52%	351
Tech & Health	130	7.03%	63	3.41%	193
Business	386	20.88%	367	19.85%	753
Natural Sciences	169	9.14%	131	7.08%	300
	1066	57.65%	783	42.35%	1849

Table Two

Question: "What is the one primary reason you are attending Mt. SAC?"				
Division	Earn a certificate and degree and transfer	Earn a certificate and degree and NOT transfer	Take classes for self-enrichment only	Take classes to update job skills or renew a license/permit
Blank no CRN	227	59	7	22
ARTS	382	82	11	12
ATHS	168	56	3	6
BUS	786	125	24	32
NS	231	120	3	10
Grand Total	1794	442	48	82

*Note: Enrollment in all divisions varied which in turn produced varied survey samples in each division.

Use of Results: During a meeting on February 1, 2016, CTE Deans members discussed the results of the first 3 survey questions. Question 1 aligned with the groups' goals to use data to assess promotional activity quality. The response choices could be rephrased to include an alumni referral or specific programs. Results from question two "What is the one primary reason you are attending Mt. SAC?" could be analyzed by course division (See Table 2). There is a growing trend that students in certain fields are in need of a Bachelor's degree in order to get hired. Question three covers satisfaction with the education and training you received at Mt. SAC which correlates with the theme of "providing our students with in demand skills." One response was allowed for this question.

This report is only possible because of the insight and assistance provided by IT, Lonnell Edwards, Student Assistant, and the CTE Deans Workgroup. When you are referring to the data from this report, please remember to acknowledge that it was done through the Research and Institutional Effectiveness office in collaboration with the aforementioned persons and that it was completed on 2/11/2016.

APPENDIX A
Survey Cover Letter



1100 North Grand Avenue | Walnut, CA 91789 | (909) 274-4109

OFFICE RESEARCH & INSTITUTIONAL EFFECTIVENESS

Instructor Name	Instructor
Name of Class	Name of Course
Division Description	Division
Department Description	Department
Class Day and Time	Day & Time
Current Enrollment	Number of Enrollment
CRN:	CRN

November 6, 2015

Dear Faculty Member:

The Career Technical Education (CTE) Deans Work group is asking for your assistance in collecting student feedback. Please ask your students to complete the enclosed survey in your class (label included). The completed packet of surveys should be returned in the same envelope by **campus mail** to the Research & Institutional Effectiveness office (40-130) by **Wednesday November 25, 2015**. Thank you so much for all of your help with this project! Questions? Contact us at (909) 274-5505 or atagarao@mtsac.edu.

Instructions for Faculty: Write 5 Digit CRN for your class on the Board for students to see and enter onto the survey

Instructions to be read by Faculty Member: As a student who is registered in the college, your feedback regarding our programs, services, and education is important to us. Your answers will tell us how we have done in providing programs that enabled you to continue with your education. Your responses will be used for the institution's improvement purposes and will be kept confidential (i.e., only the Research Office, Deans, and Associate Deans may know what you said). In our public documents, if we use extracts from your survey responses your name will never be revealed so as to maintain confidentiality. Please mark your responses with a black ink pen. If none is available, please use the darkest inked pen you have. **Also, Please bubble in the Course Reference Number (Enter CRN) for the class at the top of the page and Student ID Number of the end of the survey.**

PLEASE RETURN ENVELOPE AND USE RETURN LABEL PROVIDED WITH COMPLETED SURVEYS BY CAMPUS MAIL

ATTENTION:

RESEARCH & INSTITUTIONAL EFFECTIVENESS

BUILDING 40, Office 130

APPENDIX B
Survey



Fall 2015 Current Students Survey

Mt. San Antonio College asks for your assistance in completing this survey. Your answers will tell us how we have done in providing programs that enabled you to continue with your education. Your responses will be used for the institution's improvement purposes and will be kept confidential (i.e., only the Research Office, Deans, and Associate Deans may know what you said). In our public documents, if we use extracts from your survey responses your name will never be revealed so as to maintain confidentiality. Questions? Contact us at (909) 274-5505 or atagarao@mtsac.edu

Use a black ink pen only: CORRECT: ● INCORRECT: ⊗

Have you completed this survey already in another class during Fall 2015?

****If Yes, PLEASE DO NOT COMPLETE THE SURVEY AGAIN! Thank you!**

Please provide your Course Reference Number (CRN) for the current class by filling in the corresponding bubbles.
For example, 22171 in the first column indicate the first number and so forth.
5 Digit CRN ID:

0	0	0	0	0
1	1	1	1	1
2	2	2	2	2
3	3	3	3	3
4	4	4	4	4
5	5	5	5	5
6	6	6	6	6
7	7	7	7	7
8	8	8	8	8
9	9	9	9	9

CTE Goal: Draw Students in our Programs

1. What made you choose a Mt. SAC program? (Check all that apply)

- | | | |
|--|---|--|
| <input type="radio"/> High School Event | <input type="radio"/> Mt. SAC Counselor | <input type="radio"/> Mt. SAC Webpage |
| <input type="radio"/> High School Courses Taken for Mt. SAC Credit | <input type="radio"/> Mt. SAC Faculty | <input type="radio"/> Internet Search |
| <input type="radio"/> High School Counselor | <input type="radio"/> Mt. SAC Catalog | <input type="radio"/> Friend or Relative |

CTE Goals Provide Our Students with In-Demand Skills and Provide Our Students with a Path to Employment

2. What is the one PRIMARY reason you are attending Mt. SAC?

- | | |
|--|---|
| <input type="radio"/> Earn a certificate or degree AND transfer | <input type="radio"/> Take classes to update job skills or renew a license/permit |
| <input type="radio"/> Earn a certificate or degree NOT to transfer | <input type="radio"/> Take classes for self-enrichment only |
| <input type="radio"/> Other | |

	Very Satisfied	Satisfied	Neither Satisfied nor Dissatisfied	Dissatisfied	Very Dissatisfied
	5	4	3	2	1
3. How satisfied are you with the education and training you received at Mt. SAC?	O	O	O	O	O

4. What best describes your current employment status?

- ☐ Self Employed
- ☐ Employed at one job
- ☐ Employed at more than one job
- ☐ Working, but not for pay (care giving, volunteer, etc.) and not seeking paid employment
- ☐ Working, but not for pay and seeking paid employment
- ☐ Unemployed, seeking employment
- ☐ Unemployment, not seeking employment

5. If you are working, how closely related to your field of study is your current job?

- ☐ Very close-my current job is in the same field as my coursework and training
- ☐ Close-I used what I learned in my coursework or training even though I am not working in the exact same field
- ☐ Not close-my studies and training are not at all related to my current job

Please tell us your level of strength in these areas: (Mark one for each item)	A Major Strength	Somewhat Strong	Average	Somewhat Weak	A Major Weakness	Not applicable
	5	4	3	2	1	0
6. Using Critical Thinking Skills (e.g. select and evaluate materials, etc.)	<input type="radio"/>	<input type="radio"/>	<input type="radio"/>	<input type="radio"/>	<input type="radio"/>	<input type="radio"/>
7. Understanding of other ethnicities and cultures	<input type="radio"/>	<input type="radio"/>	<input type="radio"/>	<input type="radio"/>	<input type="radio"/>	<input type="radio"/>

8. Have you had, or do you feel you will need, any special tutoring or remedial work in any of the following subjects?
(Mark all that apply)

- | | |
|--------------------------------------|--|
| <input type="radio"/> English | <input type="radio"/> Science |
| <input type="radio"/> Reading | <input type="radio"/> Foreign Language |
| <input type="radio"/> Mathematics | <input type="radio"/> Writing |
| <input type="radio"/> Social Studies | <input type="radio"/> None |

Name: _____

Student ID Number: A ____ _

Please provide your student identification number by filling in the corresponding bubbles.

(A)	<input type="radio"/>	<input type="radio"/>	<input type="radio"/>	<input type="radio"/>	<input type="radio"/>	<input type="radio"/>	<input type="radio"/>	<input type="radio"/>	<input type="radio"/>
	<input type="radio"/>	<input type="radio"/>	<input type="radio"/>	<input type="radio"/>	<input type="radio"/>	<input type="radio"/>	<input type="radio"/>	<input type="radio"/>	<input type="radio"/>
	<input type="radio"/>	<input type="radio"/>	<input type="radio"/>	<input type="radio"/>	<input type="radio"/>	<input type="radio"/>	<input type="radio"/>	<input type="radio"/>	<input type="radio"/>
	<input type="radio"/>	<input type="radio"/>	<input type="radio"/>	<input type="radio"/>	<input type="radio"/>	<input type="radio"/>	<input type="radio"/>	<input type="radio"/>	<input type="radio"/>
	<input type="radio"/>	<input type="radio"/>	<input type="radio"/>	<input type="radio"/>	<input type="radio"/>	<input type="radio"/>	<input type="radio"/>	<input type="radio"/>	<input type="radio"/>
	<input type="radio"/>	<input type="radio"/>	<input type="radio"/>	<input type="radio"/>	<input type="radio"/>	<input type="radio"/>	<input type="radio"/>	<input type="radio"/>	<input type="radio"/>
	<input type="radio"/>	<input type="radio"/>	<input type="radio"/>	<input type="radio"/>	<input type="radio"/>	<input type="radio"/>	<input type="radio"/>	<input type="radio"/>	<input type="radio"/>
	<input type="radio"/>	<input type="radio"/>	<input type="radio"/>	<input type="radio"/>	<input type="radio"/>	<input type="radio"/>	<input type="radio"/>	<input type="radio"/>	<input type="radio"/>
	<input type="radio"/>	<input type="radio"/>	<input type="radio"/>	<input type="radio"/>	<input type="radio"/>	<input type="radio"/>	<input type="radio"/>	<input type="radio"/>	<input type="radio"/>
	<input type="radio"/>	<input type="radio"/>	<input type="radio"/>	<input type="radio"/>	<input type="radio"/>	<input type="radio"/>	<input type="radio"/>	<input type="radio"/>	<input type="radio"/>

Thank you very much for taking the time to help us gather this important information.

Appendix C
Survey Results Summary

Detailed Item Analysis Report

What made you choose a Mt. SAC program?

Mean: -

Response	Value	Frequency	Percent	Graph
High School Event	1.00	372	15.41	
High School Courses Taken for Mt. SAC Credit	2.00	165	6.84	
High School Counselor	3.00	346	14.33	
Mt. SAC Counselor	4.00	280	11.60	
Mt. SAC Faculty	5.00	183	7.58	
Mt. SAC Catalog	6.00	374	15.49	
Mt. SAC Webpage	7.00	362	15.00	
Internet Search	8.00	512	21.21	
Friend or Relative	9.00	1162	48.14	
Total Valid		2414	100.00	
Total		2414	100.00	

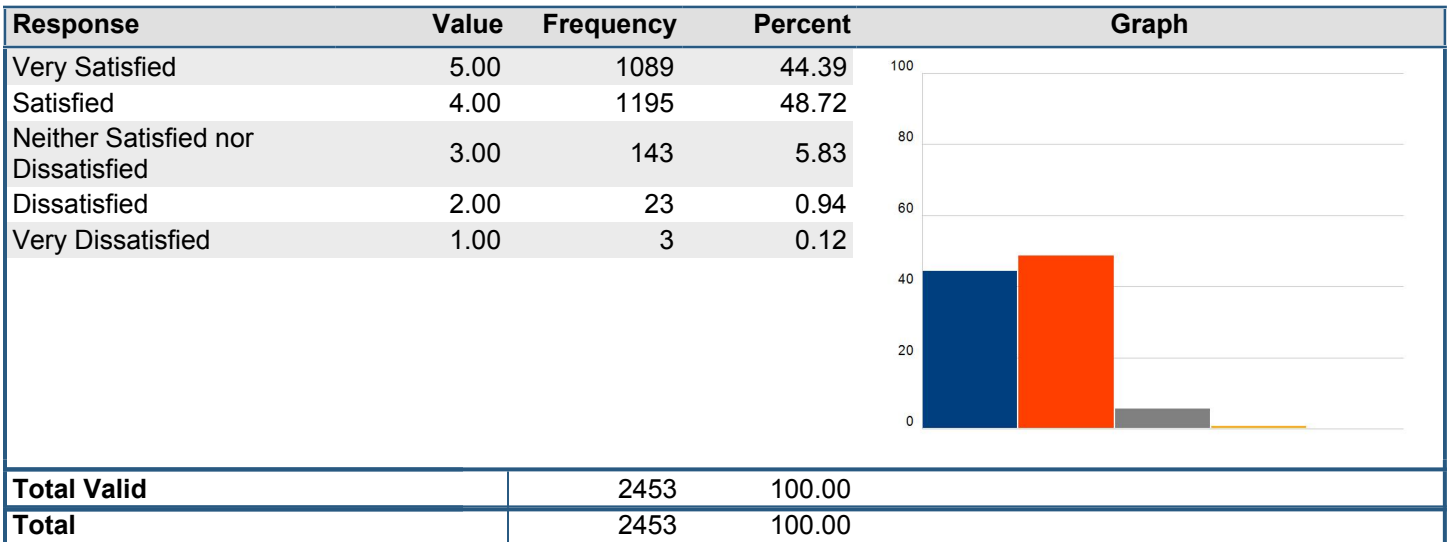
What is the one PRIMARY reason you are attending Mt. SAC?

Mean: 1.43

Response	Value	Frequency	Percent	Graph
Earn a certificate or degree and transfer	1.00	1764	73.41	
Earn a certificate or degree NOT to transfer	2.00	431	17.94	
Other	3.00	78	3.25	
Take classes to update job skills or renew a license/permit	4.00	82	3.41	
Take classes for self-enrichment only	5.00	48	2.00	
Total Valid		2403	100.00	
Total		2403	100.00	

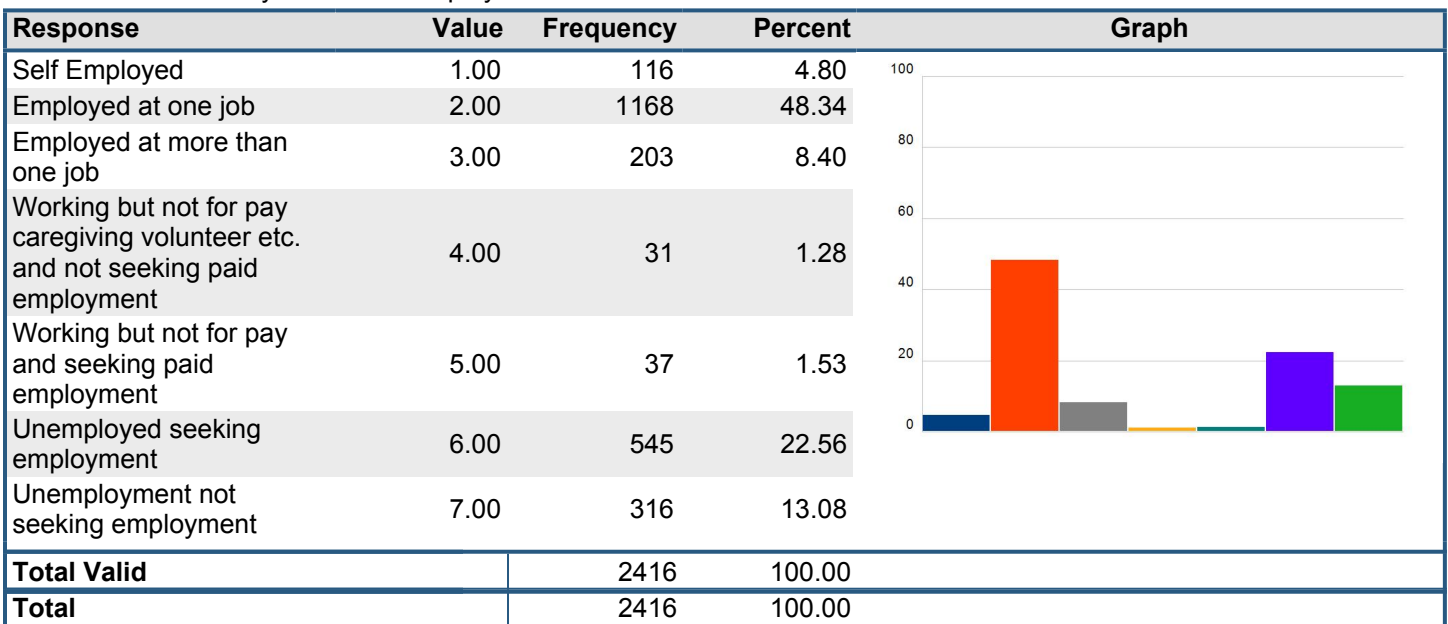
How satisfied are you with the education and training you received at Mt. SAC?

Mean: 4.36



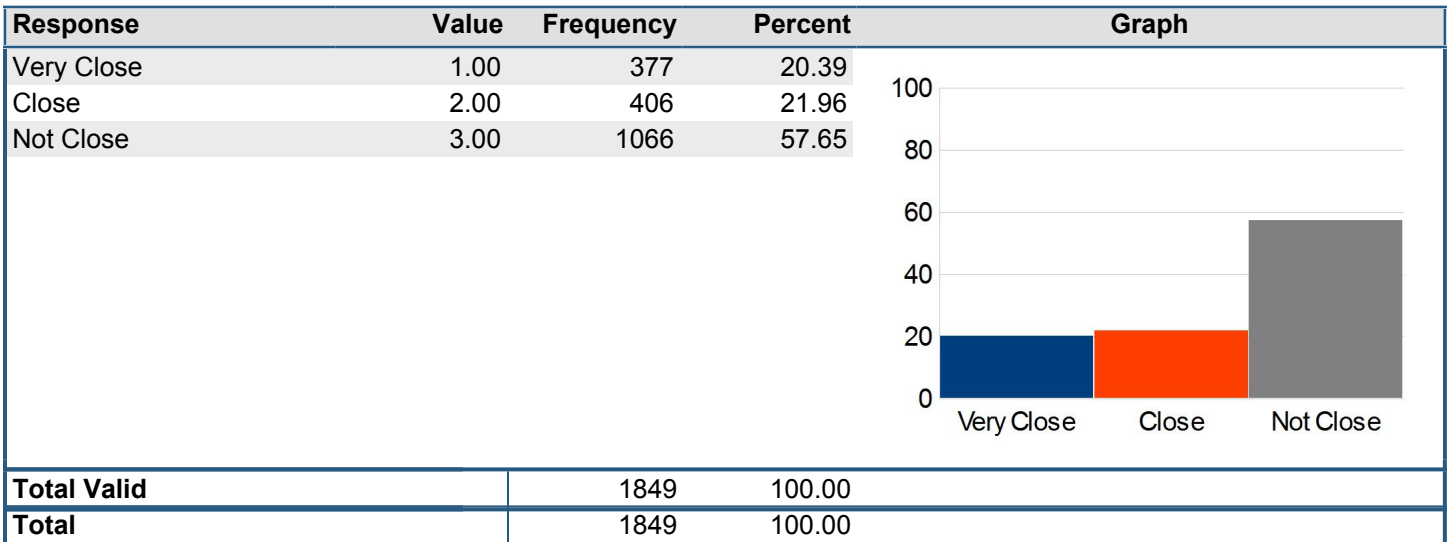
What best describes your current employment status?

Mean: 3.66



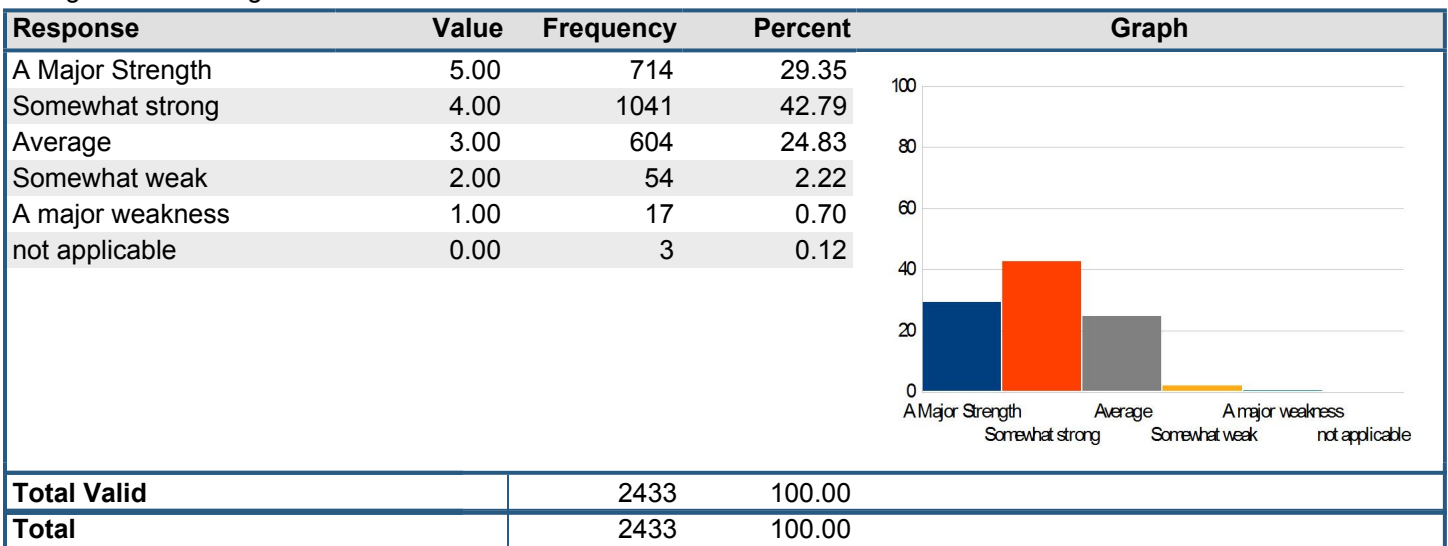
If you are working, how closely related to your field of study is your current job?

Mean: 2.37



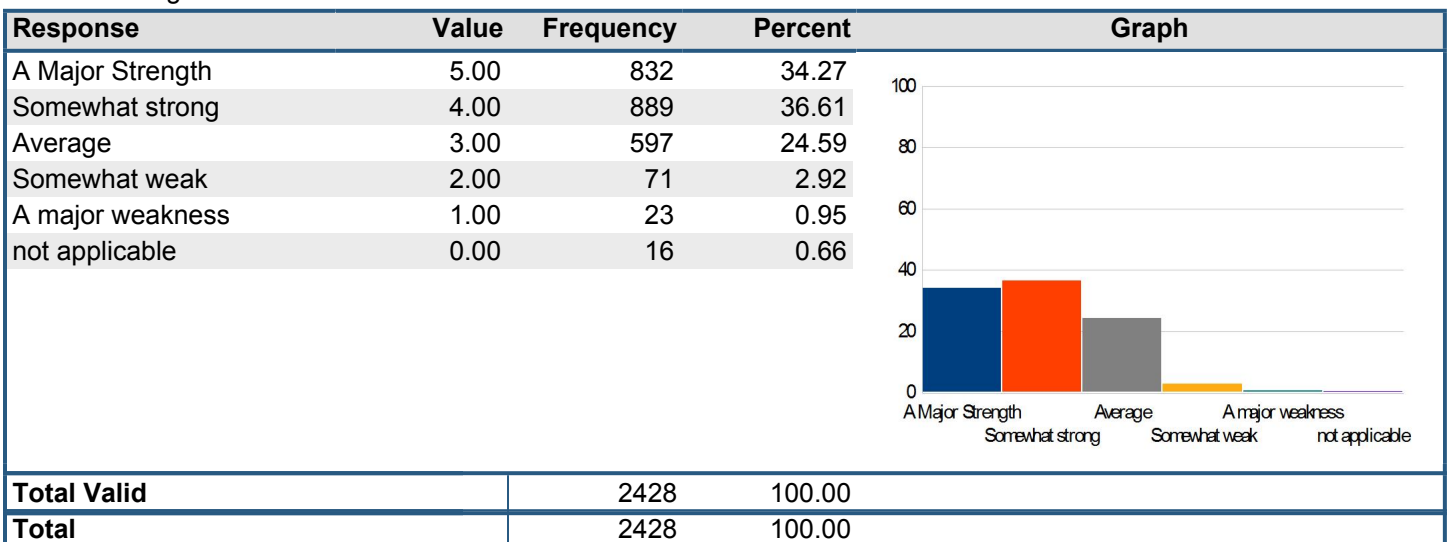
Using critical thinking skills...

Mean: 3.97



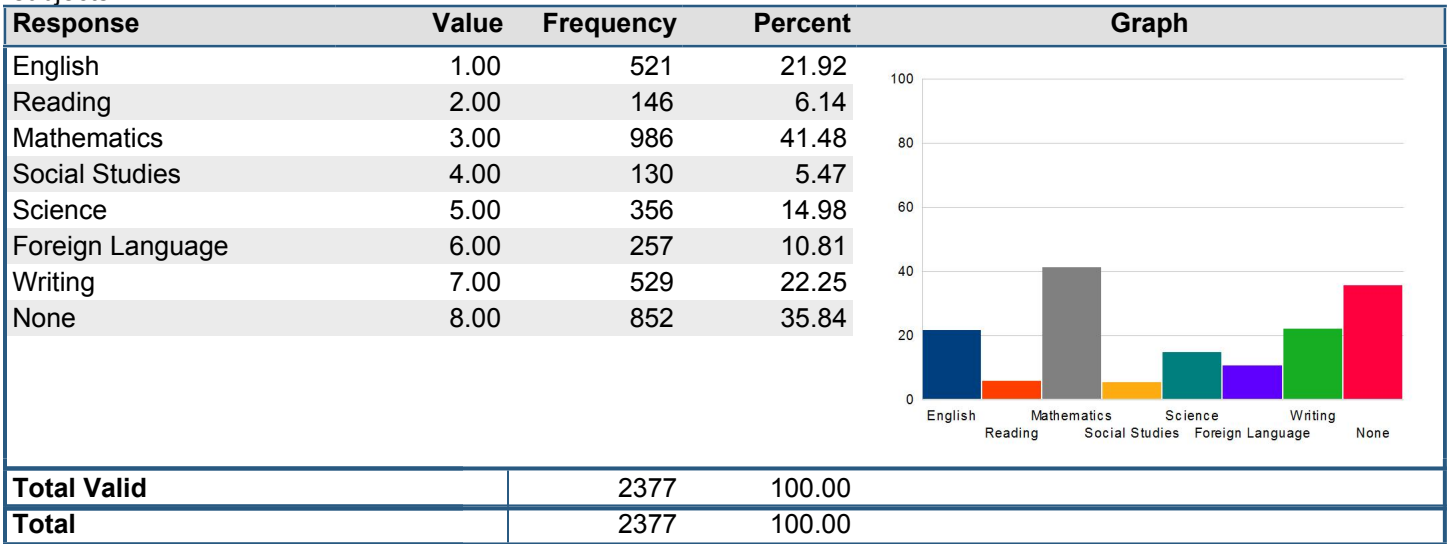
understanding of other ethnicities and cultures

Mean: 3.98



Have you had or do you feel you will need, any special tutoring or remedial work in any of the following subjects?

Mean: -



student id A bubble

Mean: 1.00

