



SP06: Ser versus Estar

Student Name: _____ Student ID Number: _____

Professor: _____ Class Level: _____ Date: _____

About This SDLA

All activities in this SDLA must be completed before meeting with a tutor and receiving credit. If your instructor wants evidence of this completed SDLA, return this form to him or her with the tutor’s signature included.

Learning Outcomes: You will have

- ✓ Practiced simple present forms of *ser* and *estar*
- ✓ Distinguished between temporary and permanent states
- ✓ Practiced choosing between *ser* and *estar* in sentences

Section 1: Form

ser – to be

yo	soy	nosotros	somos
tú	eres	vosotros	sois
él	es	ellos	son
ella	es	ellas	son
usted	es		


estar – to be

yo	estoy	nosotros	estamos
tú	estás	vosotros	estáis
él	está	ellos	están
ella	está	ellas	están
usted	está		

Ser vs. estar

Both forms mean “to be;” however, they are used in two different ways: permanent and temporary. *Ser* refers to permanent states of being, and *estar* refers to temporary states of being. It’s that simple!

PERMANENT STATE



Él **es** alto. Él **es** bajo. #10
He is tall. He is short.

TEMPORARY STATE



Yo **estoy** enfermo. #2
I am sick.





What kind of situations are permanent and temporary?

Permanent States

ser

1. The hour, day, and date
2. Place of origin
3. Occupation (job)
4. Nationality
5. Religious or political affiliation
6. The material something is made of
7. Possession
8. Relationship of one person to another
9. Where an event is taking place
10. Physical traits

Temporary States

estar

1. Geographic or physical location
2. State or condition (like emotions)
3. Many idiomatic expressions
4. Progressive tenses (-ing)

Section 2: Practice



Rodolfo _____ ingeniero. # _____



El carro nuevo _____ de Enrique. # _____



Ellos _____ corriendo. # _____



Ella _____ contenta. # _____





Section 3: Further practice.

1. Tu prima _____ (ser) muy alta y simpática.
2. Ulysses y yo _____ (ser) de California.
3. Mis amigos _____ (estar) contentos.
4. Mi profesora _____ (estar) en el aula.
5. El Language Learning Center _____ (estar) en el edificio 77-1005.
6. Ellos _____ (ser) guatemaltecos.
7. Ella _____ (ser) abogada.
8. It's five in the afternoon. _____ (ser)

Section 4: Watch Video

Go to the following link and watch the video <https://tinyurl.com/morningsp> (1:27).

Have fun, use your imagination, and **write** 3 sentences about the video. Use a variety of *ser* and *estar*.

1. _____
2. _____
3. _____

Section 5: Meanings

It's important to understand the difference between *ser* and *estar* because it can change the meaning enough to confuse the listener!

Example:

Soy contento. I am happy. (I am a happy person).

Estoy contento. I am happy. (I am happy right now).

Your turn. Read the following sentence pairs aloud. Explain the difference between the two sentences to your tutor.

1. aburrido

Soy aburrido.

Estoy aburrido.

2. sana

Ella *es* sana.

Ella *está* sana.

3. optimista

Tu *eres* optimista.

Tu *estás* optimista.







GOOD job! Now make an appointment for Spanish Tutoring at the Front Desk.

The tutor will call your name when he/she is ready. You must be in the LLC when you make your appointment.

Section 5: Practice with a Tutor

Grading Rubric

Possible Points	 Pass	 Not Yet Pass
Completion	The student completed all of the sections of the DLA.	The student has not yet completed all of the sections of the DLA.
Comprehension/ Metacognition	The student can effectively explain the concepts and skills learned in the DLA.	The student cannot yet effectively explain the concepts and skills learned in the DLA.
Course Connections	The student can explain the connections between their coursework and the DLA.	The student cannot yet explain a connection between their course and DLA.

Students must pass all criteria to move on to the next DLA.

Tutor Recommendations:

Congratulations! Move on

Student has successfully completed this SDLA and is ready to continue to the next.

Repeat

Student hasn't yet mastered this SDLA. It is recommended that the student complete it again

Tutor Signature: _____ **Date:** _____

