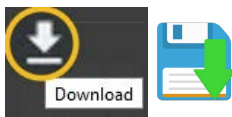


1. Download the form.
2. Save to your computer BEFORE completing it.
3. Type answers in the blue boxes.



Language Learning Center

Self-Directed Learning Activities

P11. Consonants: k/g ex, coat vs goat

Student Name: _____ Student ID Number: _____

Instructor: _____ Level/Class: _____ Date: _____

Section 0: New Information

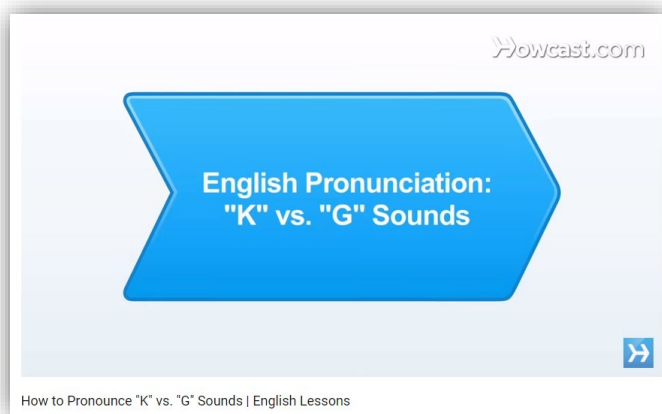
For listening and video links, go to Tinyurl <https://tinyurl.com/SDLA-Pronunciation>. Find your SDLA number on the left and all the resources to finish your SDLA will be on the right.

In this SDLA, we practice the consonant sounds **k** and **g**. Both of these sounds are made by placing the very back of the tongue at the top of the very back of the mouth. However, one is voiced and the other is voiceless.

You will hear these words in the [video](#) online. Complete them with a **k** or **g** consonants sounds.

__ookie __ake __ar ra__

__one hu__ __o __reat



Section 1: Listening

*Listen to these sentences online. While you listen, **highlight the words that the speaker mispronounces**. Try to write the words that you heard below the mispronounced words. You will also hear words with sounds from the previous SDLAs.*

1. Kent picked up corn and cooked it on the cob while getting a golden tan.
2. Greg gathered his family together to give thanks on Thanksgiving for all the caring folks in his family.
3. The kids argued over the turkey or the drumsticks and dropped the gravy all over the green carpet.
4. Cathy will cook and bake cupcakes for Gloria's great grandma's going away party.
5. The green grass grew tall in Kerry's gigantic back yard.
6. The coca colas in the cooler were icy cold when Glen grabbed one for granny.

Section 2: Repetition



You can [listen](#) to the correct pronunciation and practice. Using your cell phone, **record yourself** reading the sentences from Section 1 correctly. Save it.

Listen with your eyes closed. Can you understand what you said?
Which words are difficult to understand? Write them here.



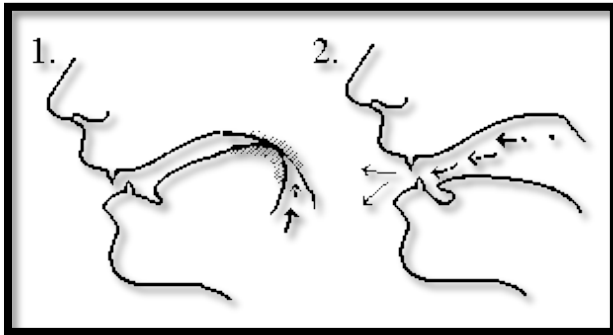
Optional: Record a second time the correct sentences. Listen with your eyes closed.

You can ask a friend to listen with their eyes closed. Can they understand every word? Write down which ones your friend could not understand. Practice those words more.

Section 3: Senses

The **k and g** sounds are identical in mouth movement. The only difference, then, between these two sounds is voicing. For the **k sound**, there is no voicing or vibration in your throat. You are simply puffing or blowing air out of your mouth. However, for the **g sounds**, there is voicing. When you make this sound, you need to activate your vocal chords to feel vibration in your throat while making this sound.

When you make the **k sound**, your tongue is at the top back of your mouth, and you blow air out. **NO vibrations** in your throat.



A good way to tell the difference between **k and g** is by placing your hands on your ears. *When you say a word with g, you should feel vibrations.* Try it! 😊



Adapted from <https://www.youtube.com/watch?v=mDN3nGshwaU>



Part 2. Record yourself reading these words from the video. Place your hand on your throat to check that you feel the vibration with **g sounds**.

coat goat come gum cat gat crow grow back bag buck bug rack rag snack snag

Section 4: Conversation Practice

Read the conversation below. Are there any words you don't understand? Look them up in a dictionary. Practice reading this to yourself. Practice as both speakers. You will practice this conversation with the tutor later. Concentrate on the pronunciation of the individual words.

Interviewer	Could you tell me about a regular day in your crazy life?
You	Of course! I get up early every morning at 7 am. Then I have a green smoothie with kale for breakfast. After breakfast, I go to the gym.
Interviewer	Are you studying right now or taking any college courses?
You	Yes! I am learning for a new film called "The Man About Town."
Interviewer	That's great. What do you do in the afternoon?
You	First, I have lunch-usually a green salad. Then, I go to acting studio and record some scenes.
Interviewer	What scene are you working on today?
You	I'm acting out a scene about an angry lover.
Interviewer	That's very interesting. What do you do in the evening?
You	In the evening, I go home and have dinner and study my scripts.
Interviewer	Do you like to go out at night?
You	Not always, I like going out more on weekends.

Section 5: What Did I Learn?

Now that you have completed sections 1 through 4, rate how well you can do the following. Put an "X" in the box matching your self-assessment. This will help the tutor assist you better.

	I can't do this YET.	I can do this WITH some help.	I think I usually can do this WITHOUT help.	I can TEACH this to a classmate.
I can hear the difference between k and g .				
I can identify the differences in mouth movement or voicing for k and g .				
I know some words I need to keep practicing.				

***Congratulations!** Now you can write your name on the door to work with a tutor. The tutor will call your name when he/she is ready.*

Optional while you wait for a tutor:
Search YouTube for more videos about k(c)/g practice.

Section 6: Practice with a Tutor!

After completing the self-assessment, meet with a tutor and give this completed SDLA to them. To make sure you understand this activity, the tutor will review your answers and recordings with you. They will also help you practice the conversation in Section 4. After you have finished, the tutor will provide you with feedback in the following areas:

Area of Focus	1 Point	3 Points	5 Points
Content	Learner usually does not provide enough information in answers.	Learner provides all necessary information in answers some of the time.	Learner provides <u>extra</u> information in answers most of the time.
Skill: k and g	Learner usually cannot hear and speak the target sounds correctly.	Learner can hear and speak the target sounds correctly some of the time.	Learner can hear and speak the target sounds correctly most of the time.
Overall Pronunciation	Learner's speaking is unclear and often requires listener effort.	Learner's speaking is generally clear but requires listener effort sometimes.	Learner's speaking is clear and smooth and requires a little listener effort.

Total points: /15

***Students must receive at least 10 points to move on.**

Tutor Recommendations:

Congratulations! Move on

Student has successfully completed this SDLA and is ready to continue to the another SDLA.

Repeat

Student hasn't yet mastered this SDLA. It is recommended that the student complete it again.

Tutor Signature: _____

Date: _____