



1. Click printer icon (top right or center bottom).
2. Change "destination"/printer to "Save as PDF."
3. Click "Save."



## Pre-Level 1 PL13: Breakfast

Student Name: \_\_\_\_\_ Student ID Number: \_\_\_\_\_

Instructor: \_\_\_\_\_ Level: \_\_\_\_\_ Date: \_\_\_\_\_

For listening and internet links in this activity, visit [the LLC ESL Tutoring website for Pre-Level SDLAs](#). Find your PL number to see all the links to finish your activity.

### Section 1a: Breakfast Words: Food



Scan



1. Listen to the audio, repeat, and point at the word.
2. Next, say and record the words below on your cell phone .

- |                     |                 |                            |
|---------------------|-----------------|----------------------------|
| 1. Eggs             | 6. Toast        | 11. Bacon                  |
| 2. Scrambled Eggs   | 7. French Toast | 12. Sausage                |
| 3. Egg Over Easy    | 8. Pancake      | 13. Ham                    |
| 4. Hard Boiled Eggs | 9. Waffles      | 14. Hash Browns            |
| 5. Omelet           | 10. Oatmeal     | 15. Bagel and Cream Cheese |





After you record the foods above. Do not look at the answers. Write the name of the foods on the lines below. The first one has been done for you

- 1. Eggs
- 2. \_\_\_\_\_
- 3. \_\_\_\_\_
- 4. \_\_\_\_\_
- 5. \_\_\_\_\_
- 6. \_\_\_\_\_
- 7. \_\_\_\_\_
- 8. \_\_\_\_\_

- 9. \_\_\_\_\_
- 10. \_\_\_\_\_
- 11. \_\_\_\_\_
- 12. \_\_\_\_\_
- 13. \_\_\_\_\_
- 14. \_\_\_\_\_
- 15. \_\_\_\_\_

Section 1b: Breakfast Words: Drinks

Scan



1. Listen to the audio. Repeat and point at the word.

2. Next, say and record the words below on your cell phone .





1. Coffee
2. Orange Juice
3. Milk
4. Tea
5. Water

6. Apple Juice
7. Grapefruit Juice
8. Coffee and Cream
9. Black Coffee
10. Hot Chocolate

11. Smoothie
12. Cranberry Juice
13. Hot water and lemon
14. Green Tea
15. Tomato Juice



After recording the drinks above. Do not look at the answers. Write the name of the drinks on the lines below. The first one has been done for you.

1. Coffee
2. \_\_\_\_\_
3. \_\_\_\_\_
4. \_\_\_\_\_
5. \_\_\_\_\_
6. \_\_\_\_\_
7. \_\_\_\_\_
8. \_\_\_\_\_

9. \_\_\_\_\_
10. \_\_\_\_\_
11. \_\_\_\_\_
12. \_\_\_\_\_
13. \_\_\_\_\_
14. \_\_\_\_\_
15. \_\_\_\_\_





## Section 2: Spelling Breakfast Words

**Directions:** Look at the picture and spell the word. (Try to remember the spelling. Do not look at the answers.)



1. What is this?

These are \_\_\_\_\_



2. What is this?

This is a \_\_\_\_\_



3. What is this?

This is \_\_\_\_\_



4. What is this?

This is \_\_\_\_\_

\_\_\_\_\_



5. What is this?

This is an \_\_\_\_\_







6. What is this?

This is \_\_\_\_\_



7. What is this?

This is \_\_\_\_\_

\_\_\_\_\_



8. What is this?

This is a \_\_\_\_\_

\_\_\_\_\_

\_\_\_\_\_



9. What is this?


This is \_\_\_\_\_

\_\_\_\_\_





10. What is this?



These are \_\_\_\_\_

11. What is this?



These are \_\_\_\_\_

\_\_\_\_\_.

Section 3: Listening

 Scan



Listen



to the audio and choose the **best** answer.

- |   |  |
|---|--|
| <p>1)</p> <ul style="list-style-type: none"> <li>a) coffee</li> <li>b) hot chocolate</li> <li>c) omelet</li> <li>d) black coffee</li> </ul> <p>2)</p> <ul style="list-style-type: none"> <li>a) oatmeal</li> <li>b) omelet</li> <li>c) bagel</li> <li>d) waffles</li> </ul> <p>3)</p> <ul style="list-style-type: none"> <li>a) hot chocolate</li> <li>b) hot water</li> <li>c) eggs over easy</li> <li>d) hard boiled eggs</li> </ul> <p>4)</p> <ul style="list-style-type: none"> <li>a) cranberry juice</li> <li>b) orange juice</li> <li>c) tomato juice</li> <li>d) apple juice</li> </ul> | <p>5)</p> <ul style="list-style-type: none"> <li>a) coffee</li> <li>b) milk</li> <li>c) coffee and cream</li> <li>d) black coffee</li> </ul> <p>6)</p> <ul style="list-style-type: none"> <li>a) oatmeal</li> <li>b) scrambled eggs</li> <li>c) sausage</li> <li>d) hash browns</li> </ul> <p>7)</p> <ul style="list-style-type: none"> <li>a) pancakes</li> <li>b) French toast</li> <li>c) bagel and cream cheese</li> <li>d) toast</li> </ul> <p>8)</p> <ul style="list-style-type: none"> <li>a) hot water</li> <li>b) green tea</li> <li>c) smoothie</li> <li>d) water</li> </ul> |
|---|--|






Section 3b: Listen and Write

Scan



Listen  to the audio then **spell** the words.


1. \_\_\_\_\_
2. \_\_\_\_\_
3. \_\_\_\_\_
4. \_\_\_\_\_
5. \_\_\_\_\_
6. \_\_\_\_\_

7. \_\_\_\_\_
8. \_\_\_\_\_
9. \_\_\_\_\_
10. \_\_\_\_\_
11. \_\_\_\_\_
12. \_\_\_\_\_

Section 4: Like and Don't Like

Scan



Watch the video . Then, look at the pictures. Answer the questions below.

**First**, write the word or words in the spaces below and finish the question. **Second**, answer the question. The first example is done for you.



1. Do you like scrambled eggs?

Yes, I do. **(or)** No, I don't.






2. Do you like \_\_\_\_\_ ?

(answer) \_\_\_\_\_



3. Do you like \_\_\_\_\_ ?

(answer) \_\_\_\_\_



4. Do you like \_\_\_\_\_ ?

(answer) \_\_\_\_\_



5. Do you like \_\_\_\_\_ ?

(answer) \_\_\_\_\_



6. Do you like \_\_\_\_\_ ?

(answer) \_\_\_\_\_







7. Do you like \_\_\_\_\_ ?

(answer) \_\_\_\_\_



8. Do you like \_\_\_\_\_ ?

(answer) \_\_\_\_\_



9. Do you like \_\_\_\_\_ ?

(answer) \_\_\_\_\_



10. Do you like \_\_\_\_\_ ?

(answer) \_\_\_\_\_

Section 5: How Much Did I Learn?

Did you do a good job? Circle a face.



I did very good. I did good. I did okay. I did a little bad. I did bad.



Good job! [Now make an appointment with a tutor.](#)







Section 6: Practice with a Tutor!

Meet with a tutor. Give this paper to the tutor. The tutor will review your work with you. The tutor will check your understanding.

**With the Tutor 1:** Look  at the pictures and write . The tutor will show you 5 pictures and you will write the names of the breakfast food or drink below. (Try to remember the spelling, and do not look at the answers.)

- 1. \_\_\_\_\_
- 2. \_\_\_\_\_
- 3. \_\_\_\_\_
- 4. \_\_\_\_\_
- 5. \_\_\_\_\_




**With the Tutor 2:** Listen  to the sentences with your tutor. Write  what you hear. The tutor will read you 2 questions and 2 answers and you will write them on the lines below. (Try to remember the spelling, and do not look at the answers.)

- 1. (question) \_\_\_\_\_  
(answer) \_\_\_\_\_
- 2. (question) \_\_\_\_\_  
(answer) \_\_\_\_\_





Rubric for Pre-Level 1

Area of Focus	Need Practice  (1 Point)	Good Job  (3 Points)	Excellent Work  (5 Points)
<b>Skill: Spelling</b>	More than 4 errors	3-4 errors	0-2 errors
<b>Skill: Capitalization and Punctuation</b>	More than 4 errors	3-4 errors	0-2 errors
<b>Skill: Dictation Accuracy</b>	Missing more than 4 words	Misses 1-3 words	0 words missing.

Total points: \_\_\_ /15

Tutor Recommendations:

\*Students must receive at least 10 points to move on.

**Congratulations! Move on**

*Completed everything. Good or Excellent work.*

**Repeat**

*Not finished or needs more practice. Try again.*

Tutor Signature: \_\_\_\_\_

Date: \_\_\_\_\_

