



1. Click printer icon (top right or center bottom).
2. Change "destination"/printer to "Save as PDF."
3. Click "Save."



Pre-Level 1

PL9: Kitchen

Student Name: _____ Student ID Number: _____

Instructor: _____ Level: _____ Date: _____

For listening, go to Tinyurl <https://tinyurl.com/SDLA-Prelevel1>. Find your PL number on the left and listening and video is on the left.

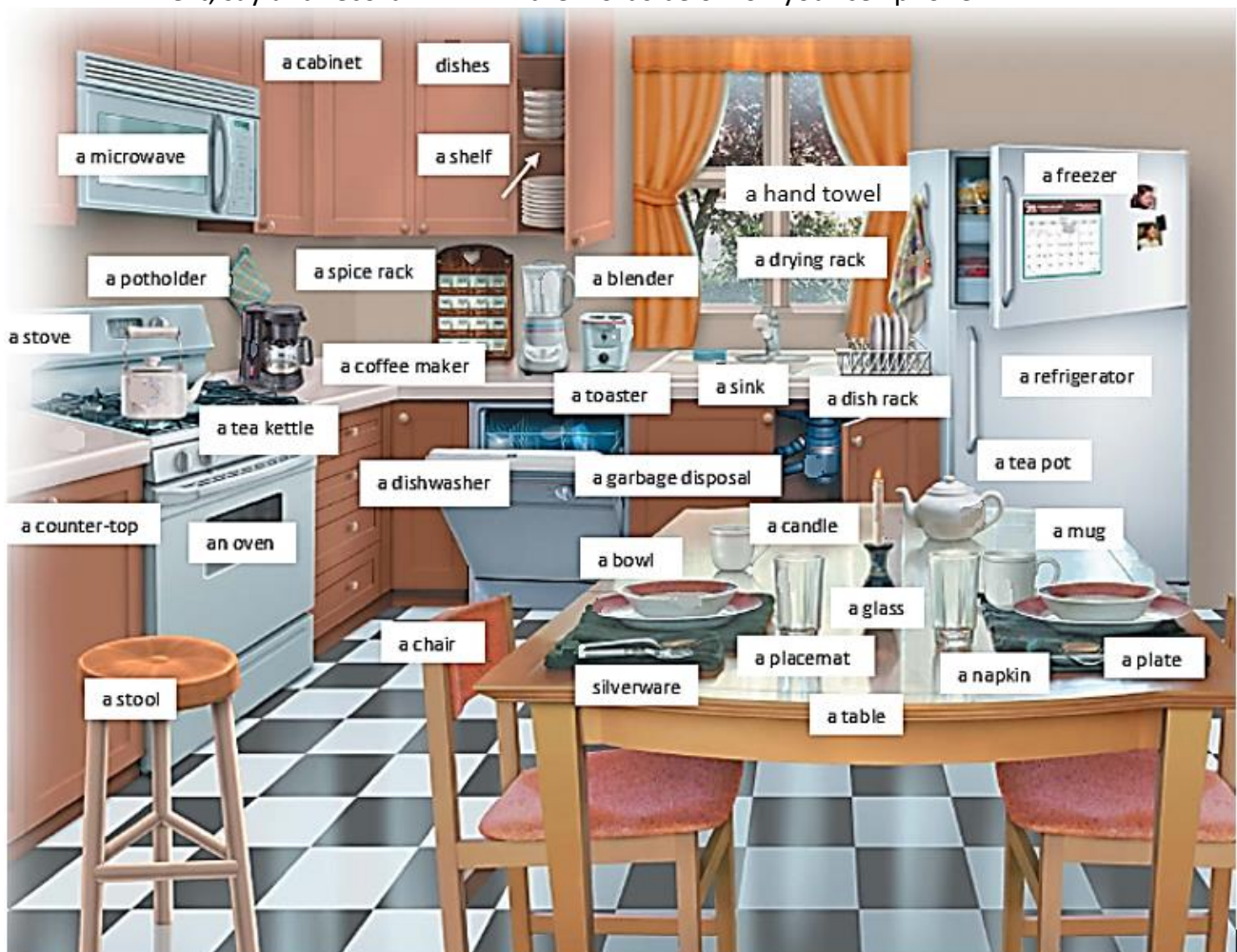
Section 1: Kitchen Words

Scan



1. Listen and repeat and point.

2. Next, say and record the words below on your cell phone .





Section 2: Spelling Kitchen Words

Directions: Look at the picture and spell the word. (Try to remember the spelling. Do not look at the answers.)



1. What is this?

This is a _____.



2. What is this?

This is a _____.



3. What is this?

This is a _____.



4. What is this?

This is a _____.



5. What is this?

This is a _____.



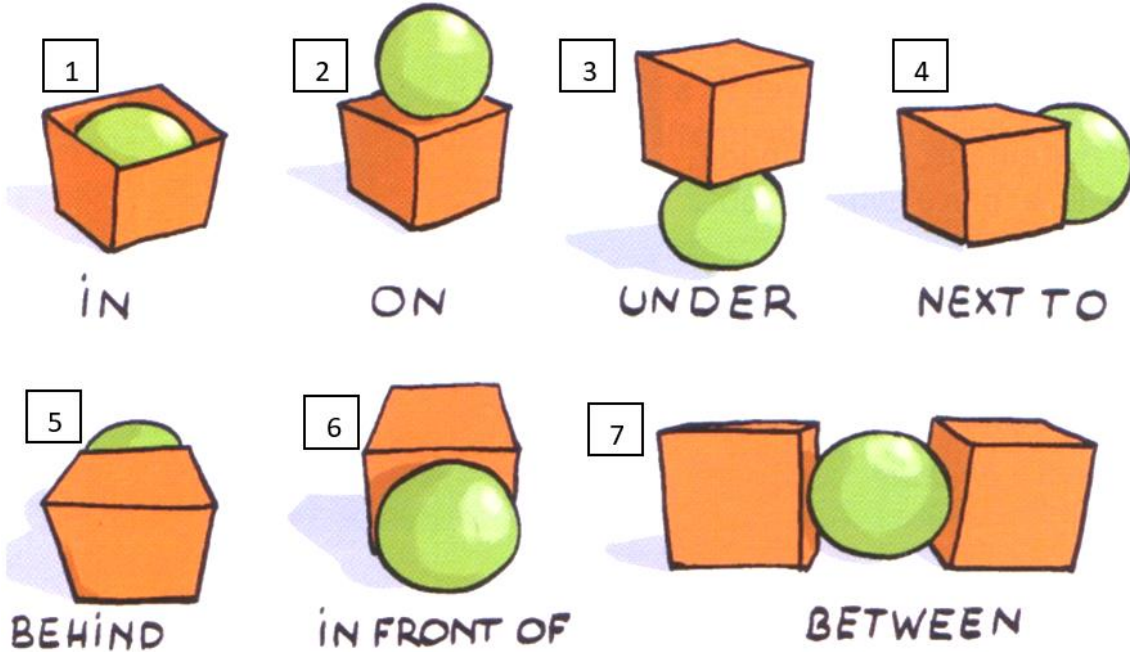


Section 3a: Prepositions

Scan



Listen  and repeat.



Section 3b: Answering Questions

Look at the numbers and answer the questions. Where is the ball? Find the number in the picture above. Put the missing preposition in the correct sentence.

1. The ball is _____ the box.
2. The ball is _____ the box.
3. The ball is _____ the box.
4. The ball is _____ the box.
5. The ball is _____ the box.
6. The ball is _____ the box.
7. The ball is _____ the boxes.





Section 4a: Answering Questions

Look at the picture and answer the questions. Use the correct **preposition** for each question.



1. Where is the silverware?

The silverware is _____ the napkin.



2. Where is the garbage disposal?

The garbage disposal is _____ the sink.



3. Where is the food?

The food is _____ the freezer.



4. Where are the dishes?

The dishes are _____ the dish rack.



5. Where is the spice rack?


The spice rack is _____ the counter-top.





Section 4b: Answering Questions

Look at the picture. Answer the questions below. Use complete sentences to answer the questions.



Example:

Question: Where are the eggs?

Answer: The eggs are in the refrigerator.

Question 1: Where is the teakettle?

Answer: _____.

Question 2: Where are the dishes?

Answer: _____.

Question 3: Where is the mug?

Answer: _____.

Question 4: Where is the plate?

Answer: _____.







Section 5a: Listen and Write - Words

 Scan





Listen  to the words. Write  what you hear. Try to remember the spelling. Do **not** look at the answers.

1. _____
2. _____
3. _____
4. _____
5. _____

Section 5b: Listen and Write - Sentences

 Scan



Listen  to the sentences. Write  what you hear. Try to remember the spelling. Do **not** look at the answers.

1. _____

2. _____





Section 6: How Much Did I Learn?

Did you do a good job? Circle a face.



Good job! [Now make an appointment with a tutor.](#)




I did very good. I did good. I did okay. I did a little bad. I did bad.



Section 7: Practice with a Tutor!

Meet with a tutor. Give this paper to the tutor. The tutor will review your work with you.

Rubric for Pre-Level 1

Area of Focus	Need Practice  (1 Point)	Good Job  (3 Points)	Excellent Work  (5 Points)
Skill: Spelling	More than 4 errors	3-4 errors	0-2 errors
Skill: Capitalization and Punctuation	More than 4 errors	3-4 errors	0-2 errors
Skill: Dictation Accuracy	Missing more than 4 words	Misses 1-3 words	0 words missing.

Total points: ____ /15

Tutor Comments:

*Students must receive at least 10 points to move on.

Congratulations! Move on

Completed everything. Good or Excellent work.

Repeat

Not finished or needs more practice. Try again.

Tutor Signature: _____

Date: _____

