



# Pre-Level 1 PL6: Activities (Present Continuous)

Student Name: \_\_\_\_\_ Student ID Number: \_\_\_\_\_

Instructor: \_\_\_\_\_ Level: \_\_\_\_\_ Date: \_\_\_\_\_

For listening, go to Tinyurl <https://tinyurl.com/SDLA-Prelevel1>. Find your PL number on the left and listening and video is on the left.

## Section 1a: Listening to Activities

Scan



Listen and finish the sentences with the correct answers.



- John \_\_\_\_\_ to music.
- Ann \_\_\_\_\_ her bicycle.
- Sarah \_\_\_\_\_ TV.
- Adela \_\_\_\_\_ her guitar.
- Suzanna and Adam \_\_\_\_\_ in \_\_\_\_\_ the pool.
- Paul \_\_\_\_\_ post cards.
- Dmitri \_\_\_\_\_ on the phone.





Section 1b: Is/Are Review

Directions: Write **is/are** to finish the sentences.



1. Sam and Nancy \_\_\_\_\_ swimming.
2. Peter, Tony, and Michael \_\_\_\_\_ playing soccer.
3. Stephanie and Joey \_\_\_\_\_ building a sand castle.
4. Ricky \_\_\_\_\_ reading a magazine.
5. Angel \_\_\_\_\_ listening to music.
6. Wendy and Carol \_\_\_\_\_ grilling.
7. Zoe \_\_\_\_\_ drinking water.
8. Albert \_\_\_\_\_ eating chips.





Section 2: Activities and -ing Verbs

Directions: Write the base form of the verb and **-ing Verb** to describe the activity in the picture

Use these words:

eat read play listen talk juggle



paint

painting



Base word: \_\_\_\_\_

-ing form: \_\_\_\_\_



Base word: \_\_\_\_\_

-ing form: \_\_\_\_\_



Base word: \_\_\_\_\_

-ing form: \_\_\_\_\_



Base word: \_\_\_\_\_

-ing form: \_\_\_\_\_



Base word: \_\_\_\_\_

-ing form: \_\_\_\_\_



Base word: \_\_\_\_\_


-ing form: \_\_\_\_\_







Section 3: Writing



**Directions:** Use the **-ing Verbs** from Section 2 to write sentences about the people in the picture. **What are they doing?**

1. Lucas **is painting** in the park.
2. Augusto and Fiona \_\_\_\_\_
3. Joaquin \_\_\_\_\_
4. Sergio and Mara \_\_\_\_\_
5. Edelmira \_\_\_\_\_





6. Don Paco \_\_\_\_\_

7. Rosita and Doris \_\_\_\_\_

Section 4: How Much Did I Learn?

Did you do a good job? Circle a face.



Good job! [Now make an appointment with a tutor.](#)

I did very good. I did good. I did okay. I did a little bad. I did bad.



Section 5: Practice with a Tutor!

Meet with a tutor. Give this paper to the tutor. The tutor will review your work with you. The tutor will do dictations with you.

Dictation 1: Listen to each word or words. Spell the word or words you hear.

1. \_\_\_\_\_
2. \_\_\_\_\_
3. \_\_\_\_\_
4. \_\_\_\_\_
5. \_\_\_\_\_

Dictation 2: Write the sentences you hear on the lines below.

1. \_\_\_\_\_
2. \_\_\_\_\_
3. \_\_\_\_\_








# English Self-Directed Learning Activities

Language Learning Center 77-1005, *Passport Rewards*

PL6. Activities (Present Continuous)

## Rubric for Pre-Level 1

Area of Focus	Need Practice  (1 Point)	Good Job  (3 Points)	Excellent Work  (5 Points)
<b>Skill: Spelling</b>	More than 4 errors	3-4 errors	0-2 errors
<b>Skill: Capitalization and Punctuation</b>	More than 4 errors	3-4 errors	0-2 errors
<b>Skill: Dictation Accuracy</b>	Missing more than 4 words	Misses 1-3 words	0 words missing.

Total points: \_\_\_\_ /15

Tutor Comments:

**\*Students must receive at least 10 points to move on.**

**Congratulations! Move on**

*Completed everything. Good or Excellent work.*

**Repeat**

*Not finished or needs more practice. Try again.*

Tutor Signature: \_\_\_\_\_

Date: \_\_\_\_\_

