



# PL3. Family

Student Name: \_\_\_\_\_ Student ID Number: \_\_\_\_\_

Instructor: \_\_\_\_\_ Level: \_\_\_\_\_ Date: \_\_\_\_\_

For media links in this activity, visit the [LLC ESL Tutoring website for Pre-Level 1 worksheets](#). Find your PL number to see all the links to finish your worksheet.

## Section 1: Family Tree



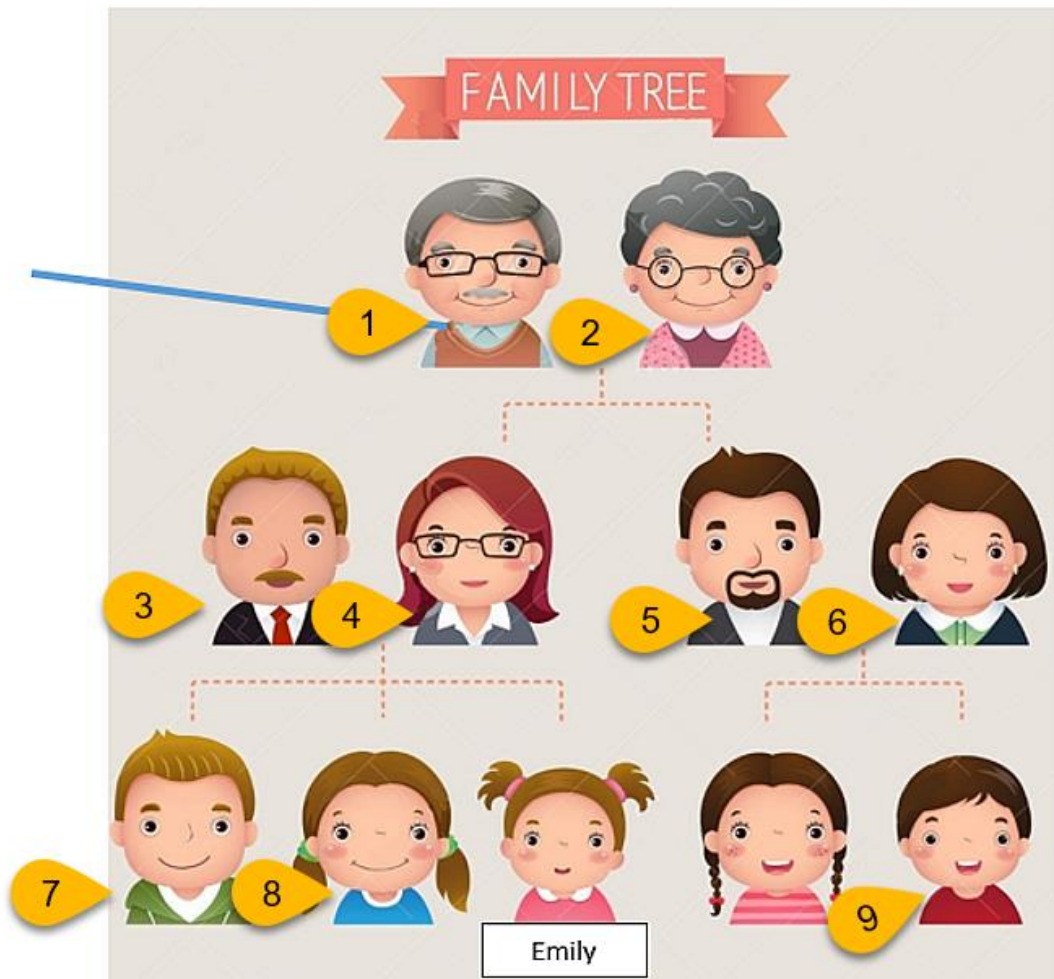
**Directions:** First, [watch](#) the video. Listen and repeat all of the sentences. Now, use the word list. Spell the words.

- Grandmother.(Grandma)
- Uncle
- Grandfather.(Grandpa)
- Brother
- Cousins
- Sister
- Father.(Dad)
- Aunt
- Mother.(Mom)



**Emily's Family**

1. Grandfather
2. G \_\_\_\_\_
3. F \_\_\_\_\_
4. M \_\_\_\_\_
5. U \_\_\_\_\_
6. A \_\_\_\_\_
7. B \_\_\_\_\_
8. S \_\_\_\_\_
9. C \_\_\_\_\_





## Section 2: Answering Questions

**Directions:** Look at the picture and answer the questions.

**Question**

**Answer**

1. Who is she?



She is \_\_\_\_\_.

2. Who is he?



He is Emily's \_\_\_\_\_.

3. Who is she?



She is Emily's \_\_\_\_\_.

4. Who is she?



She is Emily's \_\_\_\_\_.

5. Who are they?



They are Emily's \_\_\_\_\_ and \_\_\_\_\_.

They are Emily's **grandparents**. \*new word

6. Who are they?



They are Emily's \_\_\_\_\_ and \_\_\_\_\_.

They are Emily's **parents**. \*new word

7. Who are they?



They are Emily's \_\_\_\_\_ and \_\_\_\_\_.





### Section 3: More Family Vocabulary

Directions: Look at the picture and answer the questions.



1. Hank is Emily's father. Emily is Hank's ***daughter*** \*new word.

2. Gloria is Todd's mother. Todd is Gloria's ***son*** \*new word.

3. Hank and Gloria are Emily's ***parents*** (mother and father).

Hank is Gloria's ***husband*** \*new word. Gloria is Hank's ***wife*** \*new word.

4. Mark is Stephanie's \_\_\_\_\_. Stephanie is Mark's ***niece*** \*new word.

5. Susan is Todd's \_\_\_\_\_. Todd is Susan's ***nephew*** \*new word.

6. Todd is Alex's \_\_\_\_\_.





- 7. Gloria is Jordan's \_\_\_\_\_.
- 8. Elsa is Stephanie's \_\_\_\_\_.
- 9. Mark is Susan's \_\_\_\_\_.
- 10. Jordan is Susan's \_\_\_\_\_.
- 11. Gloria is Mark's \_\_\_\_\_.
- 12. Mark is Gloria's \_\_\_\_\_.
- 13. Alex is Hank's \_\_\_\_\_.



Now, [listen](#) to the sentences. Repeat and check your answers.

### Section 4: Male or Female

**Directions:** Write each word from the list under the columns for *male*, *female*, or *both*.

grandma, grandpa, niece, parents, grandparents, nephew, aunt, uncle, wife, husband, daughter, son,  
sister, brother, cousin



Male



Female

---



---



---



---



---



---



---



---



---



---



---



---





Both

---

---

---

### Section 5: Feedback

Did you do a good job? Mark a face.



I did very good. I did good. I did okay. I did a little bad. I did bad.

**Good Job!**

Now make an appointment with a tutor on the LLC ESL Tutoring Website

[www.mtsac.edu/llc/passportrewards/llctutoring](http://www.mtsac.edu/llc/passportrewards/llctutoring)

### Section 6: Practice with a Tutor!

Make an appointment with a tutor. Meet with a tutor. Give this paper to the tutor. The tutor will review your work and do dictations with you.

**Dictation 1: Listen to each word or words. Spell the word or words you hear.**

1. \_\_\_\_\_
2. \_\_\_\_\_
3. \_\_\_\_\_
4. \_\_\_\_\_
5. \_\_\_\_\_








**Dictation 2: Write the sentences you hear on the lines below.**

1. \_\_\_\_\_

2. \_\_\_\_\_

3. \_\_\_\_\_

**Rubric for Pre-Level 1**

Area of Focus	Need Practice  (1 Point)	Good Job  (3 Points)	Excellent Work  (5 Points)
<b>Skill: Spelling</b>	More than 4 errors	3-4 errors	0-2 errors
<b>Skill: Capitalization and Punctuation</b>	More than 4 errors	3-4 errors	0-2 errors
<b>Skill: Dictation Accuracy</b>	Missing more than 4 words	Misses 1-3 words	0 words missing.

**Total points: \_\_\_\_\_ /15**

**Tutor Recommendations:**

**\*Students must receive at least 10 points to move on.**

**Congratulations! Move on**

*Completed everything. Good or Excellent work.*

**Repeat**

*Not finished or needs more practice. Try again.*

**Tutor Signature:** \_\_\_\_\_ **Date:** \_\_\_\_\_

