



PL1. Numbers


Student Name: _____ Student ID Number: _____

Instructor: _____ Level: _____ Date: _____


For media links in this activity, visit the [LLC ESL Tutoring website for Pre-Level 1 worksheets](#). Find your PL number to see all the links to finish your worksheet.


Section A: Study Number



[Watch a video](#) and say  the numbers with the video.

0 = zero (or "oh", ex. "909") = —

1 = one = 

2 = two = 

3 = three = 

4 = four = 

5 = five = 

6 = six = 

7 = seven = 

8 = eight = 

9 = nine = 

10 = ten = 

11 = eleven = 

12 = twelve = 

13 = thirteen

14 = fourteen

15 = fifteen

16 = sixteen

17 = seventeen

18 = eighteen

19 = nineteen

20 = twenty

30 = thirty

40 = forty

50 = fifty

60 = sixty

70 = seventy

80 = eighty

90 = ninety

100 = one hundred





Section 1: Matching

Match the numbers below.

4	_____ Sixty
3	_____ Fifty-one
22	_____ Seventy
51	_____ Thirteen
13	_____ Three
14	_____ Sixty-one
60	_____ Twenty-two
111	_____ Thirty-two
70	_____ One-hundred eleven
41	_____ Fourteen
32	_____ Forty-one
61	_____ Four
59	_____ Fifty-nine

Section 2: Unscramble

Write the correct numbers below. Unscramble the letters for the answer.

Example: N E O = ONE

- | | |
|----------------------------|-----------------------|
| 1. S E N E V T E E N _____ | 6. T T Y E W N _____ |
| 2. I H Y T R T _____ | 7. F I T Y F _____ |
| 3. R O F Y T _____ | 8. T Y X I S _____ |
| 4. T H N I R T E E _____ | 9. N E L E V E _____ |
| 5. T W L E E V _____ | 10. Y T G H I E _____ |





Section 3: Spelling Numbers

Spell the numbers below. Use pages above for help. Example: 16 s i x t e e n

Number >> Spelling

60 _____

19 _____

7 _____

99 _____ -

8 _____

5 _____

100 _____

50 _____

83 _____ -

11 _____

33 _____ -

71 _____ -

12 _____

45 _____ -

15 _____

0 _____





Section 4: Dictation



A. Listen



and spell



the numbers below.

1. _____

7. _____ - _____

2. _____

8. _____ - _____

3. _____

4. _____

9. _____ - _____

5. _____ - _____

10. _____

6. _____ - _____



B. Listen



and write



the numbers.

1. Nancy is _____ years old.

5. Her sister is _____ years old.

2. Nancy's son is _____ years old.

6. Her sister's husband is _____ years old.

3. Her father is _____ years old.

7. Her niece is _____ years old.

4. Her mother is _____ years old.

8. Nancy's friend is _____ years old.





Section 5: Feedback

Did you do a good job? Mark a face.



I did very good. I did good. I did okay. I did a little bad. I did bad.

Good Job!

Now make an appointment with a tutor on the LLC ESL Tutoring Website

www.mtsac.edu/llc/passportrewards/llctutoring

Section 6: Practice with a Tutor!

Make an appointment with a tutor. Meet with a tutor. Give this paper to the tutor. The tutor will review your work and do dictations with you.

Dictation 1: Listen to each word or words. Spell the word or words you hear.

1. _____
2. _____
3. _____
4. _____
5. _____




Dictation 2: Write the sentences you hear on the lines below.

1. _____
2. _____
3. _____





Rubric for Pre-Level 1

Area of Focus	Need Practice  (1 Point)	Good Job  (3 Points)	Excellent Work  (5 Points)
Skill: Spelling	More than 4 errors	3-4 errors	0-2 errors
Skill: Capitalization and Punctuation	More than 4 errors	3-4 errors	0-2 errors
Skill: Dictation Accuracy	Missing more than 4 words	Misses 1-3 words	0 words missing.

Total points: _____ /15

Tutor Recommendations:

*Students must receive at least 10 points to move on.

Congratulations! Move on

Completed everything. Good or Excellent work.

Repeat

Not finished or needs more practice. Try again.

Tutor Signature: _____ Date: _____

