





Foundations and Pre-Level 1 PL8: Grocery Shopping

Student Name: _____ Student ID Number: _____

Instructor: _____ Level: _____ Date: _____

For listening, go to Tinyurl <https://tinyurl.com/SDLA-Prelevel1>. Find your PL number on the left and listening and video is on the left.

Section 1: Fruit

Listen  and Repeat  and point. . Next, write the food  name under each picture. See the first example.

Cherries
~~Bananas~~
Apple

Watermelon
Strawberries
Oranges

Blueberries
Pineapple



Bananas















Section 2: Vegetables

Broccoli
Bell Peppers
Celery

Carrots
Onions
Sweet Potato

Zucchini
Pumpkin



Broccoli



Section 3: Bread

White Bread
Muffins
Baguette

Pretzel
Dinner rolls
Bagels

Croissant
Wheat bread



White Bread



Section 4: Seafood

Fish
Octopus
Lobster

Tuna
Scallops
Oysters

Crab
Shrimp



Shrimp






Section 5: Meat and Poultry


~~Ham (pork)~~
Turkey (poultry)
Sausage / hot dog

Bacon (pork)
Chicken (poultry)
Ribs (beef/pork)

Ground beef/ hamburger
Steak (beef)



Ham (pork)



Section 6: Dairy

ice cream

cheese

butter

yogurt

milk

1.



2.



3.



4.



5.



Section 7: Classify

Look at the picture. Write the names of the groceries in the correct boxes. Some boxes have no items.



Meat and Poultry

Seafood


Vegetables

Bread

Fruit

Dairy

Section 8: Listen and Write

Listen  to the audio for this recipe. Write the ingredients for the recipe in the shopping list below.

Chicken Burrito Bowls



Grocery List

Vegetables:

-
-
-
-

Fruit:

-
-
-
-

Dairy:

-
-
-
-




Bread:

-
-
-
-

Seafood/Meat/poultry:



-
-
-
-

Section 9a: Look and Write - Words

Directions: Look  at the pictures, speak , and write . The tutor will show you 5 pictures and you will write the names of the grocery items. (Try to remember the spelling, and do not look at the answers.)

- 1. _____
- 2. _____
- 3. _____
- 4. _____
- 5. _____

Section 9b: Listen and Write - Questions and Answers

Directions: Listen  to the sentences and write . The tutor will read you 2 questions and 2 answers and you will write them on the lines below. (Try to remember the spelling, and do not look at the answers.)

- 1. _____

- 2. _____

Section 10: **FEEDBACK**

Did you do a good job? Circle a face.






Good job! Now make an appointment with a tutor.
The tutor will call your name when he/she is ready.

Section 11: Practice with a Tutor!

Meet with a tutor. Give this paper to the tutor. The tutor will review your work with you.

Rubric for Pre-Level 1

Area of Focus	Need Practice  (1 Point)	Good Job  (3 Points)	Excellent Work  (5 Points)
Skill: Spelling	More than 4 errors	3-4 errors	0-2 errors
Skill: Capitalization and Punctuation	More than 4 errors	3-4 errors	0-2 errors
Skill: Dictation Accuracy	Missing more than 4 words	Misses 1-3 words	0 words missing.

Total points: ___ /15

Tutor Recommendations:

***Students must receive at least 10 points to move on.**

Congratulations! Move on

Student has successfully completed this SDLA and is ready to continue to the next.

Repeat

Student hasn't yet mastered this SDLA. It is recommended that the student complete it again.

Tutor Signature: _____

Date: _____