



## Foundations and Pre-Level 1

# PL5: Introduce Yourself

Student Name: \_\_\_\_\_ Student ID Number: \_\_\_\_\_

Instructor: \_\_\_\_\_ Class Level: \_\_\_\_\_ Date: \_\_\_\_\_

For listening, go to Tinyurl <https://tinyurl.com/SDLA-Prelevel1>. Find your **PL** number on the left and listening and video is on the left.

### Section 1a: Introduce Yourself



Watch the video .



Watch the video again. Fill in the blanks with the words below.

**where**                      **too**                      **name**                      **meet**                      **class**

**Molly:** Excuse me. Hello, my \_\_\_\_\_ is Molly. What's your name?

**Peter:** I'm Peter. My friends call me Pete.

**Molly:** My friends call me Molly. Hi, Pete. It's nice to \_\_\_\_\_ you.

**Peter:** It's nice to meet you, \_\_\_\_\_.

**Molly:** Are you a student here?

**Peter:** Yes, I am. My class is at 9 o'clock with Ms. Taylor.

**Molly:** Ms. Taylor. She's my teacher. You're in my \_\_\_\_\_.

**Peter:** Great!





**Molly:** \_\_\_\_\_ is our class?

**Peter:** It's over there





wait

there

what's

last

good

**Peter:** Hi. I'm Peter. Peter Chrome. I'm in your class.

**Mrs. Smith:** Hi, Peter. Nice to meet you. Hello. \_\_\_\_\_ your name?

**Molly:** I'm Molly. I'm in your class, too.

**Mrs. Smith:** Hello, Holly. Is that H-O-L-L-Y?

**Molly:** No, it's Molly. M-O-L-L-Y.

**Mrs. Smith:** M-O-L-L-Y. Molly. What's your \_\_\_\_\_ name, Molly?

**Molly:** Lin. L-I-N.

**Mrs. Smith:** Peter Chrome and Molly Lin.

**Peter:** Oh \_\_\_\_\_. Excuse me. Are you Ms. Taylor?

**Mrs. Smith:** Oh no. I'm not. I'm Mrs. Smith. Ms. Taylor is in room 203 over \_\_\_\_\_.

**Peter:** Oh thanks.

**Mrs. Smith:** Have a \_\_\_\_\_ day.

**Peter:** Goodbye.

**Mrs. Smith:** Bye.

let's

I'm

here

**Molly:** Hello, Ms. Taylor.

**Ms. Taylor:** Yes.

**Molly:** \_\_\_\_\_ Molly Lin.

**Ms. Taylor:** Hi, Molly. Nice to meet you. There you are. Welcome Molly.

**Molly:** Thank you.

**Peter:** Hi. I'm Peter. Peter Chrome.

**Ms. Taylor:** Chrome. \_\_\_\_\_ you are. Welcome, Peter. Okay.  
\_\_\_\_\_ begin class.





Section 1b: Introducing Yourself Practice

Fill in the blanks with **your** name and **your** teacher's name. Then practice saying the dialogue.

A: Hi. My name is \_\_\_\_\_. What's your name?

B: My name's \_\_\_\_\_. My friends call me \_\_\_\_\_.

A: Hi, \_\_\_\_\_. It's nice to meet you.

B: It's nice to meet you, too, \_\_\_\_\_.

A: Are you a student here?

B: Yes, I am. My class is at 8 AM with \_\_\_\_\_ (teacher's name).

A: \_\_\_\_\_ (teacher's name)? She's my teacher, too. You're in my class.

B: Great! Where is our class?

A: It's over there. Let's go.

Section 2: Matching

Match the questions with the correct answers.

- |                                     |                                      |
|-------------------------------------|--------------------------------------|
| 1. What's your full name?           | A. Nice to meet you, too.            |
| 2. Is that Molly?                   | B. It's S-M-I-T-H.                   |
| 3. What's your first name?          | C. My name is Holly Smith.           |
| 4. How do you spell your last name? | D. Yes, I'm a student.               |
| 5. Nice to meet you.                | E. Our class is in Building 66.      |
| 6. Where is our class?              | F. My teacher's name is Mr. Johnson. |
| 7. Are you a student?               | G. No, it's Holly.                   |
| 8. What's your teacher's name?      | H. My first name is Holly.           |





Section 3: Contractions

Rewrite the words as contractions.

Ex. Teacher is teacher's

- 1. It is \_\_\_\_\_
- 2. I am \_\_\_\_\_
- 3. She is \_\_\_\_\_
- 4. He is \_\_\_\_\_
- 5. They are \_\_\_\_\_
- 6. What is \_\_\_\_\_

Section 4: Feedback

Did you do a good job? Circle a face.



I did very good. I did good. I did okay. I did a little bad. I did bad.

**Good job!** Now make an appointment with a tutor. The tutor will call your name when he/she is ready.

Section 5: Practice with a Tutor!

Meet with a tutor. Give this paper to the tutor. The tutor will review your work and talk with you.

Answer the tutor's questions:

- 1. \_\_\_\_\_
- 2. \_\_\_\_\_
- 3. \_\_\_\_\_








Dictation : Write the sentences you hear on the lines below.

1. \_\_\_\_\_
2. \_\_\_\_\_
3. \_\_\_\_\_

Rubric for Pre-Level 1

Area of Focus	Need Practice  (1 Point)	Good Job  (3 Points)	Excellent Work  (5 Points)
<b>Skill: Spelling</b>	More than 4 errors	3-4 errors	0-2 errors
<b>Skill: Capitalization and Punctuation</b>	More than 4 errors	3-4 errors	0-2 errors
<b>Skill: Dictation Accuracy</b>	Missing more than 4 words	Misses 1-3 words	0 words missing.

Total points: \_\_\_\_\_ /15

Tutor Recommendations:

**\*Students must receive at least 10 points to move on.**

**Congratulations! Move on**

*Completed everything. Good or Excellent work.*

**Repeat**

*Not finished or needs more practice. Try again.*

Tutor Signature: \_\_\_\_\_

Date: \_\_\_\_\_

