



# Foundations and Pre-Level 1

## PL3: Family Tree

Student Name: \_\_\_\_\_ Student ID Number: \_\_\_\_\_

Instructor: \_\_\_\_\_ Level: \_\_\_\_\_ Date: \_\_\_\_\_

For listening, go to Tinyurl <https://tinyurl.com/SDLA-Prelevel1>. Find your PL number on the left and listening and video is on the left.

### Section 1: Family Tree



**Directions:** First, watch the video. Listen and repeat all of the sentences. Now, use the word list. Spell the words. Then, draw a line to the correct picture.

Grandmother (Grandma)

Uncle

Grandfather (Grandpa)

Brother

Cousins

Sister

Father (Dad)

Aunt

Mother (Mom)



Emily's Family

1. Grandfather

2. G \_\_\_\_\_

3. F \_\_\_\_\_

4. M \_\_\_\_\_

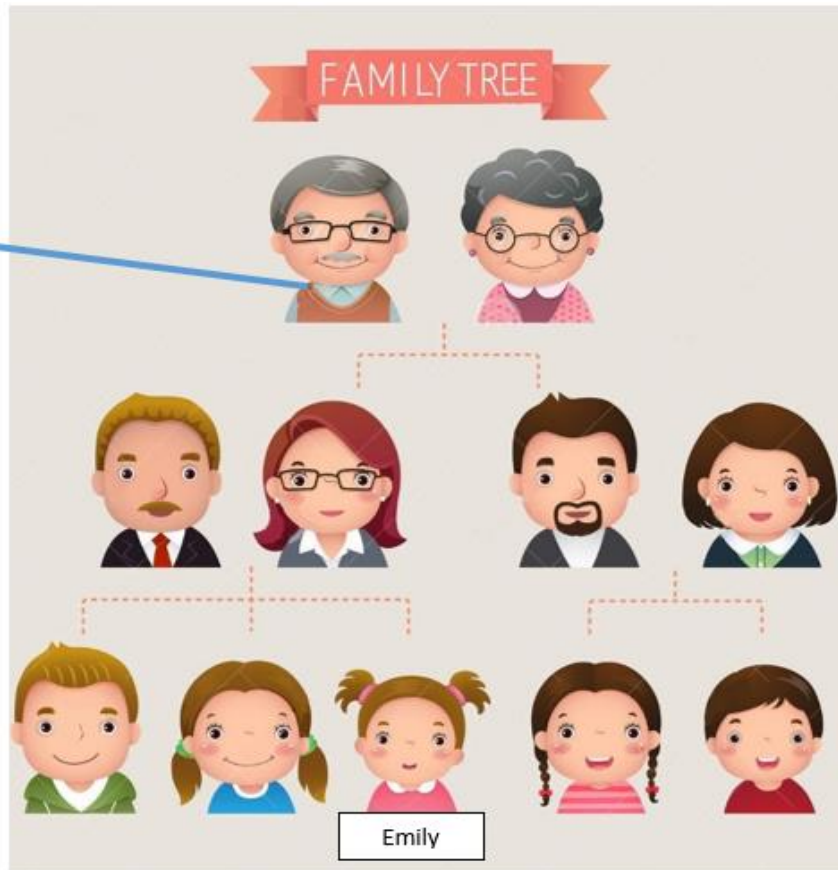
5. U \_\_\_\_\_

6. A \_\_\_\_\_

7. B \_\_\_\_\_

8. S \_\_\_\_\_

9. C \_\_\_\_\_





Section 2: Answering Questions

Directions: Look at the picture and answer the questions.

Question

Answer



1. Who is she?

She is \_\_\_\_\_ .



2. Who is he?

He is Emily's \_\_\_\_\_ .



3. Who is she?

She is Emily's \_\_\_\_\_ .



4. Who is she?

She is Emily's \_\_\_\_\_ .



5. Who are they?

They are Emily's \_\_\_\_\_ and \_\_\_\_\_ .

They are Emily's **grandparents**. \*new word



6. Who are they?

They are Emily's \_\_\_\_\_ and \_\_\_\_\_ .

They are Emily's **parents**. \*new word



7. Who are they?


They are Emily's \_\_\_\_\_ and \_\_\_\_\_ .





Section 3: More Family Vocabulary

Directions: Look at the picture and answer the questions.



1. Hank is Emily's father. Emily is Hank's daughter \*new word.
2. Gloria is Todd's mother. Todd is Gloria's son \*new word.
3. Hank and Gloria are Emily's parents (mother and father).  
Hank is Gloria's husband \*new word. Gloria is Hank's wife \*new word.
4. Mark is Stephanie's \_\_\_\_\_. Stephanie is Mark's niece \*new word.
5. Susan is Todd's \_\_\_\_\_. Todd is Susan's nephew \*new word.
6. Todd is Alex's \_\_\_\_\_.





- 7. Gloria is Jordan's \_\_\_\_\_ . \_\_\_\_\_
- 8. Elsa is Stephanie's \_\_\_\_\_ . \_\_\_\_\_
- 9. Mark is Susan's \_\_\_\_\_ . \_\_\_\_\_
- 10. Jordan is Susan's \_\_\_\_\_ . \_\_\_\_\_
- 11. Gloria is Mark's \_\_\_\_\_ . \_\_\_\_\_
- 12. Mark is Gloria's \_\_\_\_\_ . \_\_\_\_\_
- 13. Alex is Hank's \_\_\_\_\_ . \_\_\_\_\_



Now, listen to the sentences. Repeat and check your answers.

Section 4: Male or Female

Directions: Write each word from the list under the columns for male, female, or both.

grandma, grandpa, niece, parents, grandparents, nephew, aunt, uncle, wife, husband,  
daughter, son, sister, brother, cousin



Male



Female

---



---



---



---



---



---



---



---



---



---



---



---



---



---





Both

\_\_\_\_\_  
\_\_\_\_\_  
\_\_\_\_\_

Section 5: Feedback

Did you do a good job? Circle a face.



**Good Job!** Now make an appointment with a tutor. The tutor will call your name when he/she is ready.

I did very good. I did good. I did okay. I did a little bad. I did bad.



Section 6: Practice with a Tutor!

Meet with a tutor. Give this paper to the tutor. The tutor will review your work and do dictations with you.

Dictation 1: Listen to each word or words. Write the word or words you hear.

1. \_\_\_\_\_
2. \_\_\_\_\_
3. \_\_\_\_\_
4. \_\_\_\_\_
5. \_\_\_\_\_




Dictation 2: Write the sentences you hear on the lines below.

1. \_\_\_\_\_
2. \_\_\_\_\_
3. \_\_\_\_\_





Rubric for Pre-Level 1

Area of Focus	Need Practice  (1 Point)	Good Job  (3 Points)	Excellent Work  (5 Points)
<b>Skill: Spelling</b>	More than 4 errors	3-4 errors	0-2 errors
<b>Skill: Capitalization and Punctuation</b>	More than 4 errors	3-4 errors	0-2 errors
<b>Skill: Dictation Accuracy</b>	Missing more than 4 words	Misses 1-3 words	0 words missing.

Total points: \_\_\_\_\_ /15

Tutor Recommendations:

\*Students must receive at least 10 points to move on.

**Congratulations! Move on**

*Completed everything. Good or Excellent work.*

**Repeat**

*Not finished or needs more practice. Try again.*

Tutor Signature: \_\_\_\_\_

Date: \_\_\_\_\_

