



1. Click printer icon (top right or center bottom).
2. Change "destination"/printer to **"Save as PDF."**
3. Click "Save."



## SL59. Lesser-Known Holidays: Juneteenth

Student Name: \_\_\_\_\_ Student ID Number: \_\_\_\_\_


Instructor: \_\_\_\_\_ Level: \_\_\_\_\_ Date: \_\_\_\_\_

For media links in this activity, visit [the LLC ESL Tutoring website for Upper Level SDLAs](#). Find your SDLA number to see all the resources to finish your SDLA.

### Section 1: Introduction

*"This Fourth of July is yours, not mine. You may rejoice, I must mourn."*

*—Frederick Douglass, American abolitionist and former slave, 1852*



You probably already know that the United States has a terrible history of enslavement and mistreatment of Black Americans. You might also know that the American Civil War (1861-1865) marked the end of slavery in the United States. However, partly because communication technology was slow in the 19<sup>th</sup> century and partly because many slave owners did not want to accept the outcome of the war, hundreds of thousands of Black people remained enslaved for months after the war ended. Juneteenth celebrates June 19, 1865, the day that all enslaved people were finally freed in the United States.

Look at the quote by Frederick Douglass above. He is speaking about the Fourth of July, also known as Independence Day, the day the United States declared its independence from Great Britain in 1776. Why do you think he says that the Fourth of July is "yours" not "mine"?

---

---

---





## Section 2: History of Juneteenth

### Part 1: [Watch the video.](#)



### Part 2: Complete the timeline.

Put the events surrounding Juneteenth in order. Fill in the month, date, or year of these events with information from the [video](#).

\_\_\_\_\_ The 13<sup>th</sup> Amendment is passed, freeing enslaved people in all of the United States.

What month and year? \_\_\_\_\_

\_\_\_\_\_ The Civil War ends.

What year? \_\_\_\_\_

\_\_\_\_\_ The first Juneteenth celebrations are held.

What year? \_\_\_\_\_

\_\_\_\_\_ Lincoln signs the Emancipation Proclamation, freeing enslaved people in the rebellious states.

What year? \_\_\_\_\_

\_\_\_\_\_ Union General Gordon Granger rides in Galveston, Texas with an army to announce the freedom and equality of the enslaved people in Texas.

What day, month, and year?  
\_\_\_\_\_

\_\_\_\_\_ The Civil War begins.

What year? \_\_\_\_\_





### Section 3: Vocabulary

#### Part 1: Matching

Match the vocabulary with the definitions on the right.

- |                                        |                                                                                                                                  |
|----------------------------------------|----------------------------------------------------------------------------------------------------------------------------------|
| _____ 1.slavery                        | a. (n) freeing someone from slavery                                                                                              |
| _____ 2.enslaved                       | b. (n) an addition to the US Constitution which ended slavery in the US. It was passed by Congress in 1865, after the Civil War. |
| _____ 3.emancipation                   | c. (n) in the United States, a war fought between the northern states and southern states over slavery and states' rights        |
| _____ 4.Emancipation Proclamation      | d. (n) workers who are paid by their employer                                                                                    |
| _____ 5.the Union                      | e. (n) in the U.S. Civil War, the southern states of the US, which fought the northern states (the Union) and lost               |
| _____ 6.the Civil War                  | f. (adj) to be forced to work for no pay; to be held as a slave                                                                  |
| _____ 7.Confederacy/Confederate States | g. (n) the northern army in the U.S. Civil War, also used to talk about the United States as a whole during the Civil War        |
| _____ 8.13 <sup>th</sup> Amendment     | h. (n) the practice of owning people as property                                                                                 |
| _____ 9.hired labor                    | i. (n) an announcement made in 1863 in the U.S. by President Abraham Lincoln which ordered the end of slavery                    |

#### Part 2: Sentences

Choose 5 of the vocabulary words from Part 1. Write sentences using the words that you chose.

1. \_\_\_\_\_  
\_\_\_\_\_
2. \_\_\_\_\_  
\_\_\_\_\_
3. \_\_\_\_\_  
\_\_\_\_\_
4. \_\_\_\_\_  
\_\_\_\_\_
5. \_\_\_\_\_  
\_\_\_\_\_






### Section 4: Symbols of Juneteenth

Though its popularity has gone up and down over the years, Juneteenth celebrations still occur every year across the United States. In fact, the popularity of Juneteenth surged in 2020, and many Americans who had never heard about the holiday are now beginning to recognize it.

Today's celebrations are very similar to what they were all the way back in 1865. Communities gather at parks or in backyards for barbecues and other festivities. Sometimes, there are even historical reenactments and music festivals. In this section, you will learn about some important symbols that are part of the celebrations.

#### Picture Bank:

Match the letter of each picture to the correct description in the paragraphs that follow.





### Parks and Community Spaces

In the early days of Juneteenth celebrations, the newly freed blacks were not allowed to gather in public spaces that were owned by white people. In Houston, Texas in 1872, a formerly enslaved Baptist minister, Reverend Jack Yates organized a group of his church members who put their money together to purchase 10 acres of open land for their Juneteenth celebration. That land became Emancipation Park, where Juneteenth celebrations are still held to this day. In recent decades, the park has undergone major renovations to add and upgrade walking trails, a swimming pool, monuments (Picture: \_\_\_\_\_), and a community center (Picture: \_\_\_\_\_).

### Flags

There are two flags commonly associated with Juneteenth celebrations: the Juneteenth flag and the Pan-African flag.

The Juneteenth flag (Picture: \_\_\_\_\_) uses the same colors as the American flag: red, white, and blue. This emphasizes that the enslaved people and their descendants are also Americans. The star in the center represents Texas, where Juneteenth began. Texas' state flag also has a star (Picture: \_\_\_\_\_), and it is known as the Lone Star State. The bursting star around the middle star represents the new freedom of the formerly enslaved people.

The Pan-African flag (Picture: \_\_\_\_\_) is used by Black people in many countries to support freedom and equality for Black people. The red represents the blood that unites all people of Black African ancestry, and the blood shed for freedom, the black represents Black people as a unified group, and the green represents the abundant natural wealth of Africa. You might see these colors used in other ways during Juneteenth celebrations as well (Picture: \_\_\_\_\_).

### Food

The main meal on Juneteenth usually consists of barbecue (Picture: \_\_\_\_\_), including hot links (spicy sausages), ribs, hamburgers, etc. Other foods include Southern-style foods like collard greens (Picture: \_\_\_\_\_), macaroni and cheese (Picture: \_\_\_\_\_), and potato salad (Picture: \_\_\_\_\_). Red food, especially red velvet cake (Picture: \_\_\_\_\_), and red drinks are an important part of Juneteenth celebrations. The red symbolizes the blood shed by the enslaved people. During the first Juneteenth, the newly freed Blacks celebrated by drinking strawberry soda (Picture: \_\_\_\_\_), a luxury item they weren't allowed to have when they were enslaved.







### Section 5: Comprehension/Discussion Questions

1. Why did it take so long for the enslaved people of Texas to learn that they were free?

---

---

---

2. How is Juneteenth like America's second independence day? How is it different from the Fourth of July?

---

---

---

3. Today, most states have recognized Juneteenth as a ceremonial holiday, meaning that it is officially recognized but not an official holiday, so schools, businesses, and government offices remain open. Some people are campaigning to make Juneteenth an official federal holiday, like Independence Day or Martin Luther King, Jr. Day. If this happened, everyone would have the day off and government offices would be closed.

What do you think? Should Juneteenth be an official federal holiday?

---

---

---

4. Though slavery was officially abolished in the 1860s, the fight for equality for Black Americans continues today. What are some recent events that show the need for equality for Black Americans? What are people doing about it today?

---

---

---





### Bonus Activity: 5 Ways to Celebrate Juneteenth

This activity is not required. It is an extra activity for you to enjoy doing if you wish.

Looking for ways to celebrate Juneteenth this year? Read "[5 Ways to Celebrate Juneteenth](#)." Then, answer the questions:

What are the 5 ways to celebrate suggested in the article?

1. \_\_\_\_\_
2. \_\_\_\_\_
3. \_\_\_\_\_
4. \_\_\_\_\_
5. \_\_\_\_\_

What kind of food could you bring to a Juneteenth barbecue? If you've never made this kind of food before, look up a recipe online and paste the link here.

\_\_\_\_\_

Search online for "Black history museum," "African American art museum," or something similar. Which museum is closest to your home? When are they open? How much does it cost to get in?

\_\_\_\_\_

\_\_\_\_\_

What is a movie you could watch on Juneteenth? Do a Google search for "movies to watch on Juneteenth." Look for summaries or *trailers* (video advertisements for movies) for a few movies and pick one that you'd like to watch. Describe it here.

\_\_\_\_\_

\_\_\_\_\_

What else can **you** do to celebrate Juneteenth?

\_\_\_\_\_





\_\_\_\_\_





Section 6: What Did I Learn

Complete this table BEFORE meeting with a tutor.

Communication Skill	I can't do this YET. 	I can do this WITH help. 	I can do this WITHOUT help. 	I can TEACH this to a classmate. 
I can explain why Juneteenth is considered America's second independence day.				
I can describe the events leading up to the first Juneteenth.				
I can understand and use some vocabulary related to Juneteenth.				
I can identify some symbols of Juneteenth.				

Here are some words/phrases I need to practice.

***Good job!***

Now go to the [LLC Tutoring Website](#) and make an appointment with a tutor.

Visit the [Virtual LLC](#) at the time of your appointment.










## Section 7: Practice with a Tutor!

After completing the self-assessment, meet with a tutor and give this completed SDLA to the tutor. You may also ask the tutor any questions you might have.

## Grading Rubric

Possible Points	Need Practice  (0-1 Point)	Good Job  (2-3 Points)	Excellent Work  (4-5 Points)
<b>Content</b>	Not enough information provided in responses and often does not use correct vocabulary.	Provides most important information in responses and some of the time uses correct vocabulary.	Provides all necessary information in responses and most of the time uses correct vocabulary.
<b>Skill: Speaking</b>	More than 6 mistakes saying words; needs guessing more than 3 times.	Not more than 5 mistakes saying words; needs guessing on 1-2 words or sentences.	Not more than 2 mistakes saying words; needs no guess about meaning.
<b>Oral Fluency</b>	Speaks mostly in phrases, individual words; many pauses.	Sometimes speaks in complete sentences; several pauses.	Speaks in complete sentences; a couple pauses okay.

\*Students must receive at least 10 points to move on

Possible Points: \_\_\_\_\_ / 15

Tutor Comments:

☐ **Congratulations! Keep going.**

You have successfully completed this SDLA and are ready to continue to the next.

☐ **Work on this more.**

You have not yet mastered this SDLA. It is recommended that you complete it again.

Tutor Signature: \_\_\_\_\_

Date: \_\_\_\_\_

