



1. Click printer icon (top right or center bottom).
2. Change "destination"/printer to "**Save as PDF.**"
3. Click "Save."



SL57. Lesser-Known Holidays: Martin Luther King, Jr. Day

Student Name: _____ Student ID Number: _____

Instructor: _____ Level: _____ Date: _____

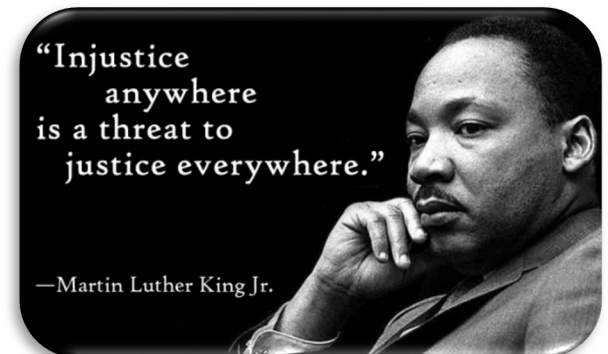
For media links in this activity, visit [the LLC ESL Tutoring website for Upper Level SDLAs](#). Find your SDLA number to see all the resources to finish your SDLA.

Section 1: Introduction

What does the phrase "civil rights" mean? Civil rights are basic **rights** that every citizen has under the laws of the government. **Civil rights** for every person **means** that regardless of gender, skin color, nationality, age, disability, or religion, a person should not be discriminated against.

What are some specific examples of civil rights that people have in this country? How are these rights different in your country? How are they similar?

What have you heard about Martin Luther King Jr.? What do you know about him?



Section 2: Who was Martin Luther King Jr.?

Part A:

[Watch the video](#) about Martin Luther King Jr.





Part B:

After watching the video, read and fill in the blanks with the information from the video.

Martin Luther King Jr. was an important leader of the _____ movement in the United States. He is also remembered with his own holiday on the _____ Monday of every January. He supported _____ and _____ for all Americans by leading peaceful protests. In the 1950s and 1960s African-Americans did not have the same rights as white Americans. This was called _____. There were separate _____ and even _____. This was called _____.

Section 3: Vocabulary

Part A

Match the vocabulary words on the left with their definitions on the right. Note that some of these words have different meanings in different contexts, but in this SDLA, we are focusing on the meaning that is related to civil rights and Martin Luther King Jr.

- | | |
|------------------------|--|
| _____1. discrimination | a. visions or thoughts of positive action in the future |
| _____2. dream | b. a person who leads religious worships and ceremonies |
| _____3. justice | c. a demonstration of disapproval for a person, action, or idea |
| _____4. leadership | d. a condition of harmony between people and groups |
| _____5. minister | e. a punishment or reward for actions brought forth and executed |
| _____6. nonviolence | f. things related to a person's heritage and skin color |
| _____7. peace | g. the lack of physical or rough force |
| _____8. protest | h. to guide or give direction to a group |
| _____9. racial | i. characterizing against a person because of external factors such as group, class, race, or religion |
| _____10. civil rights | j. freedoms that every nationality can take advantage of; the right to personal space |





Part B

Write a new sentence for each of the vocabulary words in Part A. Use your own sentence. Do not copy sentences from the video or exercise in Section 2.

1. _____
2. _____
3. _____
4. _____
5. _____
6. _____
7. _____
8. _____
9. _____
10. _____





Section 4: Reading and Discussion

Read the follow passage and answer the questions that follow. Be prepared to discuss your responses with the tutor.



Dr. Martin Luther King, Jr. was born in Atlanta, Georgia in the United States in 1929. At that time in America, black people did not have equal rights with white people. Black people had to sit in the back of buses. The schools were segregated and there were even separate public restrooms for black people and white people. Black people's lives were not very good. Martin Luther King Jr. led the March for Civil Rights.

Martin Luther King, Jr. was a minister in the Baptist Church. He fought against racial segregation. He wanted equal rights for all people. However, he did not use violence in his fight. He asked people to fight peacefully. For example, he asked black people to ride in the front of the bus. More than 200,000 people went to Washington D.C. to listen to him speak and ask the government to change unfair laws.

Because of Martin Luther King, Jr., many laws began to change in the United States, but many white people disagreed with him and his ways. In 1968, a white man assassinated Martin Luther King, Jr.

Every year on the third Monday of January, Americans remember Martin Luther King, Jr. They try to remember how much America has changed. They think about how much more America should change in the future.

1. What is racial segregation? Have you ever seen this first hand?
2. How did Martin Luther King Jr. ask people to fight for their rights? Have you seen people fighting for their rights? What are some examples from today?
3. What do you think are some ways the United States or your country could bring more equality to their citizens?






Section 5: Extra Practice for Fun and Learning





Here is a [Quizlet set](#) to help solidify your understanding about Martin Luther King Jr. This activity is not required. It is for you to enjoy doing if you wish.

Quizlet is a great tool to help you study and remember vocabulary. Make sure that you have the audio marked “on”, so you can listen to the new words and hear the correct pronunciation.



Section 6: What Did I Learn

Complete this table BEFORE meeting with a tutor.

Communication Skill	I can't do this YET. 	I can do this WITH help. 	I can do this WITHOUT help. 	I can TEACH this to a classmate. 
I can make sentences with some vocabulary related to civil rights.				
I can explain why we celebrate Martin Luther King, Jr. Day.				
I can talk about racial segregation and compare civil rights in the United States to those in my country.				

Here are some words/phrases I need to practice.

Good job!

Now go to the [LLC Tutoring Website](#) and make an appointment with a tutor.

Visit the [Virtual LLC](#) at the time of your appointment.








Section 7: Practice with a Tutor!

After completing the self-assessment, meet with a tutor and give this completed SDLA to the tutor. The tutor will give you feedback.

Grading Rubric

Possible Points	Need Practice  (0-1 Point)	Good Job  (2-3 Points)	Excellent Work  (4-5 Points)
Content	Not enough information provided in responses and often does not use correct vocabulary.	Provides most important information in responses and some of the time uses correct vocabulary.	Provides all necessary information in responses and most of the time uses correct vocabulary.
Skill: Speaking	More than 6 mistakes saying words; needs guessing more than 3 times.	Not more than 5 mistakes saying words; needs guessing on 1-2 words or sentences.	Not more than 2 mistakes saying words; needs no guess about meaning.
Oral Fluency	Speaks mostly in phrases, individual words; many pauses.	Sometimes speaks in complete sentences; several pauses.	Speaks in complete sentences; a couple pauses okay.

*Students must receive at least 10 points to move on

Possible Points: _____ / 15

Tutor Comments:

☐ **Congratulations! Keep going.**

You have successfully completed this SDLA and are ready to continue to the next.

☐ **Work on this more.**

You have not yet mastered this SDLA. It is recommended that you complete it again.

Tutor Signature: _____

Date: _____

