



1. Click printer icon (top right or center bottom).
2. Change "destination"/printer to "**Save as PDF.**"
3. Click "Save."



## SL48. US Presidential Elections

Student Name: \_\_\_\_\_ Student ID Number: \_\_\_\_\_

Instructor: \_\_\_\_\_ Level: \_\_\_\_\_ Date: \_\_\_\_\_

For media links in this activity, visit [the LLC ESL Tutoring website for Upper Level SDLAs](#). Find your SDLA number to see all the resources to finish your SDLA.

### Section 1: Introduction

Many countries around the world hold elections to choose their leaders. Here are some questions to get our thoughts flowing.

How often are elections held in your country?

What are some requirements for people who want to be leaders?

What are some requirements for people who vote?



### Section 2: Vocabulary

Here are some common words used in the topic of election. **Mark** the words you know. **Look up** the words you do NOT know and **write down** the definitions you looked up.

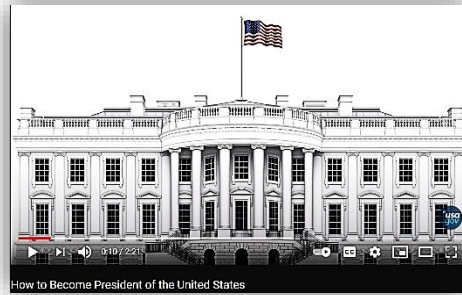
- ☐ Vote/voters \_\_\_\_\_
- ☐ Elect/election \_\_\_\_\_
- ☐ Citizen \_\_\_\_\_
- ☐ Resident \_\_\_\_\_
- ☐ Donkey \_\_\_\_\_
- ☐ Elephant \_\_\_\_\_
- ☐ Rallies \_\_\_\_\_
- ☐ Debates \_\_\_\_\_
- ☐ Candidates \_\_\_\_\_
- ☐ Nominee \_\_\_\_\_
- ☐ Ballot \_\_\_\_\_
- ☐ Inaugurated \_\_\_\_\_





### Section 3: Learn the US Election Process

Part 1: [Watch the video](#) "How to Become President of the United States."




Part 2: After watching the video, read and fill in the blanks with the information from the video.

#### Presidential Election

In the United States, a Presidential election is held every 4 years. According to the Constitution, a candidate must be \_\_\_\_\_ years old, a natural born \_\_\_\_\_ of the US, and a \_\_\_\_\_ for at least

republicans are identified with red and their mascot symbol is the \_\_\_\_\_.

14 years in the US. In the US, currently the two main parties are the Democratic Party and the Republican Party. The democrats are identified with \_\_\_\_\_ and their mascot symbol is the donkey, while the



Each political party selects their nominee to be the presidential candidate. During the election year, the candidates explain their plans and views at rallies and \_\_\_\_\_ across the country to win voters. Voters must be US citizens and at least \_\_\_\_\_ years old. Also, they must not be in prison or on parole. Those who want to participate on Election Day must \_\_\_\_\_ in the state where they are considered residents.

On Election Day, the first \_\_\_\_\_ in November, voters can vote by mail or in person. They can go to the polling place to vote in person. Voters can also vote by filling out a \_\_\_\_\_ and returning it



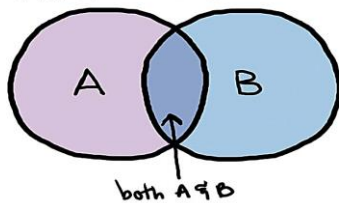


by mail; it must be postmarked on or before Election Day. The voters elect their President and Vice President indirectly. Both are chosen by electors through the Electoral College process.

A candidate has to "win" at least \_\_\_\_\_ electors in order to become President. The winner of the election is usually announced in the \_\_\_\_\_ of Election Day.

#### Section 4: Compare and Contrast

VENN DIAGRAM!

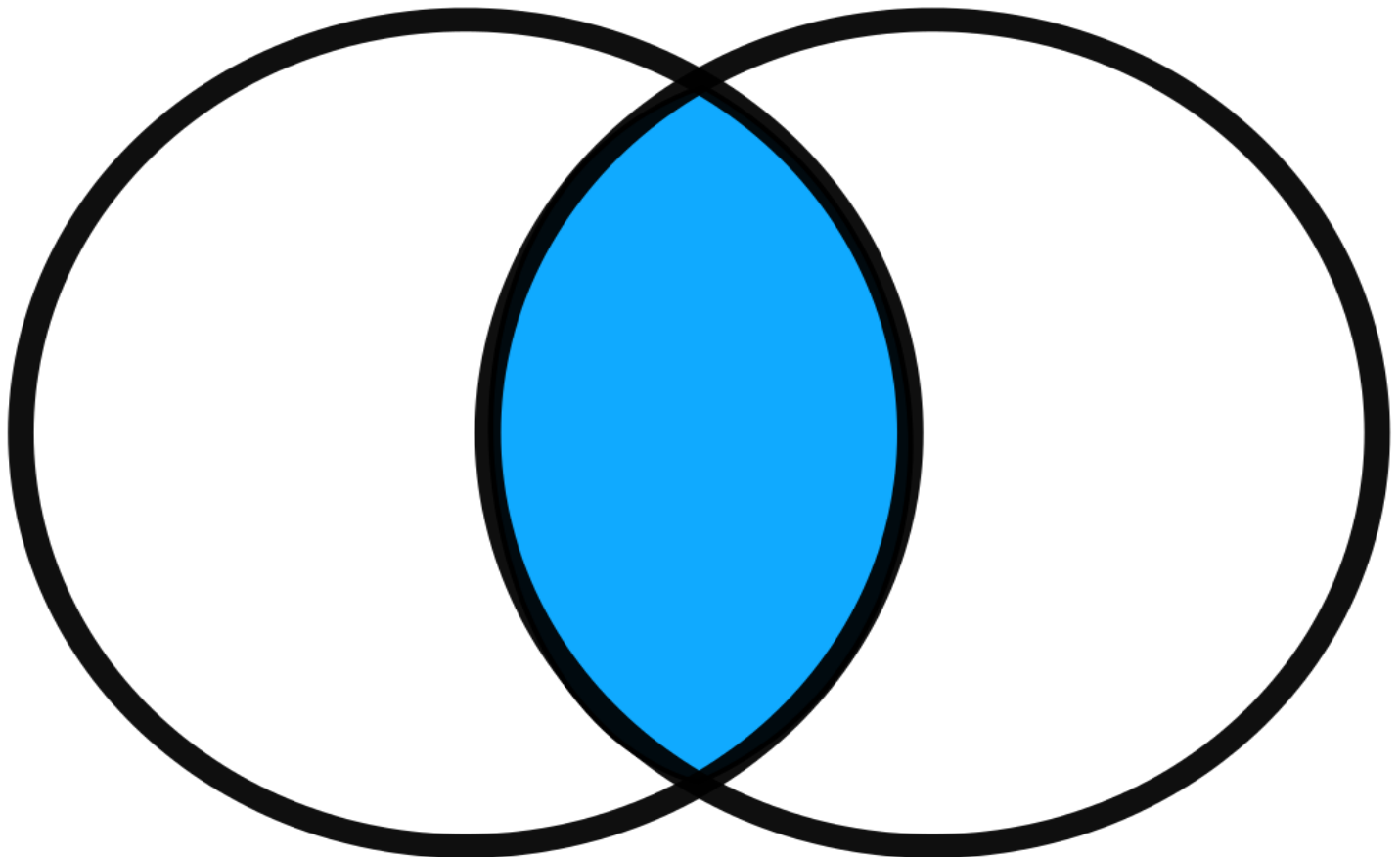


The Venn Diagram is used to compare and contrast differing ideas.

Use the Venn Diagram below to show the similarities and differences between electing leaders in your country vs. the US.

In Circle A, on the left, list ways electing leaders in your home country are different from in the US. In Circle B, on the right, list ways that electing the President and Vice President of the US is different from in your country. In the overlapping section, the blue area, list the similarities between leader elections in your country and in the US.





Come to your tutoring appointment ready to discuss the similarities and differences in the election processes between the US and your country.





## Section 5: What Did I Learn

Complete this table BEFORE meeting with a tutor.

Communication Skill	I can't do this YET. 	I can do this WITH help. 	I can do this WITHOUT help. 	I can TEACH this to a classmate. 
I can understand some vocabulary related to elections.				
I know how the US President is elected.				
I can discuss similarities and differences between the election process in my country and in the US.				
I know how to use a Venn Diagram to compare and contrast.				

Here are some words/phrases I need to practice.

***Good job!***

Now go to the [LLC Tutoring Website](#) and make an appointment with a tutor.

Visit the [Virtual LLC](#) at the time of your appointment.




## Section 6: Practice with a Tutor!

After completing the self-assessment, meet with a tutor and give this completed SDLA to the tutor. The tutor will check your answers and have you share on the similarities and differences of elections between the US and your country. The tutor will give you feedback.





## Grading Rubric

Possible Points	Need Practice  (0-1 Point)	Good Job  (2-3 Points)	Excellent Work  (4-5 Points)
<b>Content</b>	Not enough information provided in responses and often does not use correct vocabulary.	Provides most important information in responses and some of the time uses correct vocabulary.	Provides all necessary information in responses and most of the time uses correct vocabulary.
<b>Skill: Speaking</b>	More than 6 mistakes saying words; needs guessing more than 3 times.	Not more than 5 mistakes saying words; needs guessing on 1-2 words or sentences.	Not more than 2 mistakes saying words; needs no guess about meaning.
<b>Oral Fluency</b>	Speaks mostly in phrases, individual words; many pauses.	Sometimes speaks in complete sentences; several pauses.	Speaks in complete sentences; a couple pauses okay.

\*Students must receive at least 10 points to move on

Possible Points: \_\_\_\_\_ / 15

Tutor Comments:

☐ **Congratulations! Keep going.**

You have successfully completed this SDLA and are ready to continue to the next.

☐ **Work on this more.**

You have not yet mastered this SDLA. It is recommended that you complete it again.

Tutor Signature: \_\_\_\_\_

Date: \_\_\_\_\_

