



1. Click printer icon (top right or center bottom).
2. Change "destination"/printer to "Save as PDF."
3. Click "Save."



SL47. Playing Games

Student Name: _____ Student ID Number: _____

Instructor: _____ Level: _____ Date: _____

For media links in this activity, visit [the LLC ESL Tutoring website for Upper Level SDLAs](#). Find your SDLA number to see all the resources to finish your SDLA.

Section 1: Introduction

Board games are one of the most common free-time activities for people throughout history. Around 3500 BC, Egyptians played a game called *Senet*. Today, a trip to the toy section of any major store will show you dozens of different board games you can play with friends or family. The term *board games* generally refers to games played at a table using a pre-printed layout on a stiff board, like the one shown below. However, we also use *board game* to talk about games that don't necessarily include a board, but are played using cards or dice instead.



While you probably have some experience playing board games, you may not be familiar with the vocabulary used to play these games in English. Words like *turn*, *token*, and *roll* have special uses when we are talking about playing games. This SDLA will introduce you to some of this vocabulary so you can play these popular games in English like a pro!



Yahtzee, a popular dice game

Write an answer to the following questions. You will discuss these answers with the tutor.

1. Do you like playing board games? If so, what is your favorite game?
2. Have you played any board games in English before? Which ones?



Uno, a popular card game




Section 2: Vocabulary

Part A: Picture Dictionary

Review the following words and pictures. Then, use the words to fill in the blanks in the sentences below.



tokens



dice



deck (of cards)




board



spinner



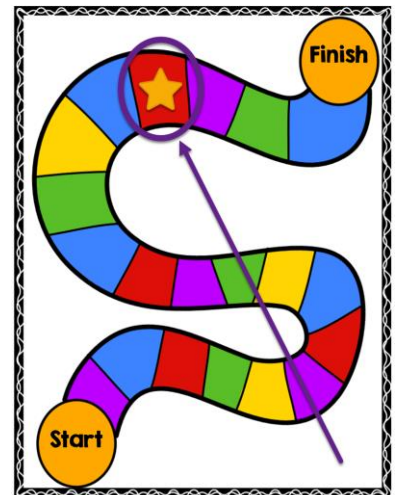
hand (of cards)



die



scorecards



space




English Self-Directed Learning Activities

Language Learning Center 77-1005, *Passport Rewards*

SL47. Playing Games

Many games, like *Monopoly*, are played by moving small wooden, plastic, or metal pieces called _____ around squares on a game _____. Usually, players will roll one _____ or two _____ to determine how far they will go on their turn. However, some games, like the classic game *Life*, use a _____ instead. When the player arrives, or lands, on a _____, they usually read some text that tells them what to do next. Other games don't use a board at all. In the dice game *Yahtzee*, players mark their points on a _____. One of the most popular card games, *Uno*, is played using just a

specialized _____. In this game, players must play cards from their _____ that match the color or number of a card in the center of the table.



Part B: Vocabulary in Context

Read each sentence and try to understand the meaning of the word in bold. Then, match the bold words with the definitions on the next page.

1. When you **land** on a space, you should read the text on that space to learn what to do next.
2. In some games, when you **pass** a certain space on the board, you can collect money, even if you don't land on the space.
3. Players take turns rolling the dice and moving around the board. In card games, every time the last player finishes their turn, a new **round** begins.
4. In cards games, one player must **deal** a set number of cards to the other players.
5. Before you begin playing, it's important to **shuffle** the cards so they are in a random order.
6. Some games require you to **trade** resources like cards and money with other players. Other games might sometimes ask you to **trade** spaces on the board with another player.
7. If you can't play anything using the cards in your hand, you must **draw** a new card from the deck.
8. The **object** of this game is to get to the end of the board. The player who finishes first wins the game.
9. When playing a new game, you should first read the **instructions** carefully. They will tell you what to do.
10. In some games, if you roll **doubles**, you get to take an extra turn!



- _____ : (n.) the goal of the game, what a player must do in order to win
- _____ : (n.) the series of turns from the first player to the last one before the first player takes a new turn
- _____ : (v.) to arrive at a place; in games, to finish moving on your turn and arrive at a particular space on the board
- _____ : (v.) to come to a space and keep moving beyond it
- _____ : (n.) a booklet or paper containing information about the game's rules and setup
- _____ : (v.) to choose one or more new cards from the deck
- _____ : (v.) to hand out a certain number of cards to each player in a game, usually at the beginning of the game or a new round
- _____ : (n) the result of rolling two dice at once that land on the same number; this is usually considered lucky
- _____ : (v.) to mix playing cards into a different order before playing a game with them
- _____ : (v.) to exchange something with another place

Part C: Useful Phrases

Here are some useful phrases that you may use when playing a game.

Roll the die/dice.

Roll doubles

Take your turn/Go.

Lose/Skip a turn.

Move 3 spaces.

Go back 3 spaces.



Draw a card.

Shuffle the deck.

Place a card face up/down.

Whose turn is it?

Is it my turn?

It's your/my/his/her turn



Section 3: Learning About a Game (Monopoly)

In this section, you will learn about the classic board game, *Monopoly*. Though it was first published in the United States in 1935, today *Monopoly* is internationally recognized and has many variations. The competitive game is based on buying and selling real estate, while trying to cause other players to go bankrupt.



Watch the [Section 3 Video](#) and answer the questions.





1. What is the object of *Monopoly*?
2. What happens when you land on an unowned* property?
3. How can you collect double rent on your properties?
4. What happens if you don't have enough money to pay rent on another player's property?
5. When do you collect \$200 from the bank?
6. How do you get out of jail? (There are three ways!)
7. Have you ever played *Monopoly*? Did you like it?

*unowned=no one owns it; it has not been bought by another player yet



Section 4: Student Self-Assessment

Complete this table BEFORE meeting with a tutor.

Communication Skill	I can't do this YET. 	I can do this WITH help. 	I can do this WITHOUT help. 	I can TEACH this to a classmate. 
I can understand some vocabulary related to playing games.				
I can listen to the rules of a game and understand how to play.				

Here are some words/phrases I need to practice.

Good job!

Now go to the [LLC Tutoring Website](#) and make an appointment with a tutor.

Visit the [Virtual LLC](#) at the time of your appointment.



Section 5: Practice with a Tutor!




Meet with a tutor, and share this activity with the tutor. After you review your answers, the tutor will share a [simple conversation board game](#) on their screen.

To play this game, you and the tutor will take turns rolling dice and moving your tokens along the board.

- When you land on a space, follow the instructions you see there.
- If you don't have dice at home, use the [online dice roller](#).
- Use "Annotate" in Zoom to mark your place on the board.
- You may not have time to finish the game, so when the time is up, whoever is closer the end is the winner.

You may also ask the tutor any questions you may have.

Grading Rubric

Possible Points	Need Practice  (0-1 Point)	Good Job  (2-3 Points)	Excellent Work  (4-5 Points)
Content	Not enough information provided in responses and often does not use correct vocabulary.	Provides most important information in responses and some of the time uses correct vocabulary.	Provides all necessary information in responses and most of the time uses correct vocabulary.
Skill: Speaking	More than 6 mistakes saying words; needs guessing more than 3 times.	Not more than 5 mistakes saying words; needs guessing on 1-2 words or sentences.	Not more than 2 mistakes saying words; needs no guess about meaning.
Oral Fluency	Speaks mostly in phrases, individual words; many pauses.	Sometimes speaks in complete sentences; several pauses.	Speaks in complete sentences; a couple pauses okay.

***Students must receive at least 10 points to move on**

Possible Points: _____ / 15

Tutor Comments:

Congratulations! Keep going.

You have successfully completed this SDLA and are ready to continue to the next.

Work on this more.

You have not yet mastered this SDLA. It is recommended that you complete it again.

Tutor Signature: _____

Date: _____