



1. Click printer icon (top right or center bottom).
2. Change "destination"/printer to "**Save as PDF.**"
3. Click "Save."



SL39B. Phrasal Verbs Part 2

Student Name: _____ Student ID Number: _____

Instructor: _____ Level: _____ Date: _____

For media links in this activity, visit [the LLC ESL Tutoring website for Upper Level SDLAs](#). Find your SDLA number to see all the resources to finish your SDLA.

Section 1: Types of Phrasal Verbs

What is a phrasal verb?

Phrasal verbs consist of a verb plus one or more particles. The meaning of the phrasal verb may or may not be similar in meaning to the verb by itself.

VERB + PARTICLE(S)

Particles may be prepositions or adverbs.

Examples:

- The police **ran over** (came quickly) to help the children.
- When do you think you'll **come back** (return)?
- The teacher told us to **turn in** (submit) our homework.
- Our plane **takes off** (leaves) at 11:30 PM.

Phrasal verbs may be transitive or intransitive.

Intransitive verb - No object

The police ran over to the accident.

When do you think you'll come back?

Our plane takes off at 11:30 PM.

Transitive verb + **object**

The teacher told us to turn in (submit) **our homework**.

He called on **the students** to answer the question.

Sometimes, the same phrasal verb can be used transitively or intransitively, with different meanings. For example:

Transitive Verb

take off = to remove something



He took off his coat when he got home.

Intransitive Verb

take off = to leave the ground and begin to fly



The plane will take off in ten minutes.





Transitive phrasal verbs may be separable or inseparable.

Separable

The teacher told us to turn in our homework. OR

The teacher told us to turn our homework in.

He took off his tie. OR

He took it off.

*Always put the object pronoun (me, him, her, it, them, us, you) between the verb and the particle.

Inseparable

He called on the students to answer the question.

I can't do without coffee.

They can count on their friends.

Section 2: Video Practice in Context

[Watch the video "How to Learn Phrasal Verbs Easily."](#) This is a long video, so take notes and pause the video as needed to come back here and answer the questions.

What 3 suggestions does the video give to learn phrasal verbs?

- 1.
- 2.
- 3.

Match the phrasal verb with the correct definition or definitions. Some have multiple meanings.

- | | |
|----------------------|---|
| ____ 1. Come up with | a. to start a family |
| ____ 2. Break out | b. to refer to something that starts suddenly |
| ____ 3. Give up | c. to spend time somewhere or with someone |
| ____ 4. Hang out | d. to invent or create an idea |
| ____ 5. Run out | e. to become comfortable in a new place |
| ____ 6. Screw up | f. to quit, to state defeat |
| ____ 7. Settle down | g. to escape |
| ____ 8. Look up | h. to say that you used all of something |
| | i. to search for information |
| | j. to mess up, to make a mistake |
| | k. to calm down |





After you finish the video, quiz yourself on the following phrasal verbs:

1. I'm trying to _____ some clever line to say to you.
 - a. come up with
 - b. run out
 - c. look up

How can you use this phrasal verb? Write an example sentence:

2. We _____ of peanut butter two days ago.
 - a. run out
 - b. hang out
 - c. give up

How can you use this phrasal verb? Write an example sentence:

3. Well, I've tried everything. I _____.
 - a. run out
 - b. look up
 - c. give up

How can you use this phrasal verb? Write an example sentence:

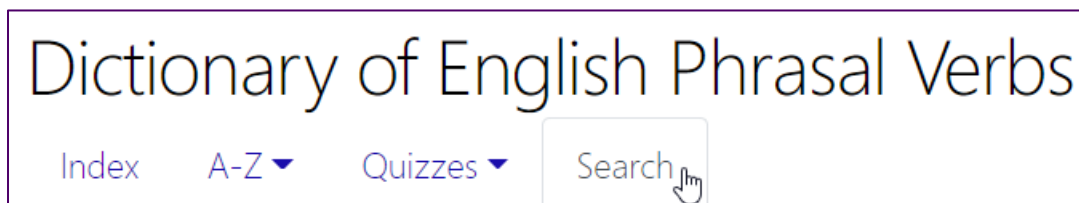
Section 3: Transitive or Intransitive Verb Practice

Part 1: Resources

In this section, you will use online resources to learn more about phrasal verbs.

[UsingEnglish.com \(English Phrasal Verbs List\)](#) is a website that allows you to search for a phrasal verb and learn the meaning. It also provides important information about whether the verb is **intransitive**, **separable**, or **inseparable** (remember that only transitive verbs can be separable or inseparable).

When you visit this site, make sure you select the "Search" option to look up the verbs you want to learn. The image below shows you where to find the search option (it's under the main heading, and it is the last option on the menu). You can then search by verb or by particle/preposition.





Another great resource is macmillandictionary.com. On this website, you can search not only phrasal verbs, but also other vocabulary as well. When you search a phrasal verb, it will give you each meaning and tell you if it is **transitive** or **intransitive**. You will need to look at the examples to figure out if transitive verbs are **separable** or **inseparable**.



Part 2: Practice

Look up the following education-related phrasal verbs in one of the resources above. Identify whether they are transitive (T) or intransitive (I) phrasal verbs. If they are transitive phrasal verbs, are they separable (S) or inseparable (In)?

Be into **T/In**

Be interested in something
Bill is definitely into English.

Take up _____

Start doing a new activity
Mike has taken up playing tennis at school.

Go over _____

Check something carefully
Be sure to go over your work before you submit it.

Read up on _____

To read on a topic
Joe needs to read up on current events for his business class.

Hand in/turn in _____

To submit your work
The students need to hand in their essays tomorrow.

Hand out _____

To give materials to students
Please, hand the articles out.

Drop out _____

To quit school
Many students consider dropping out of school.

Fall behind _____

Unable to keep up with others
Jenny fell behind with her school work.

Catch up on _____

To work on something as not to fall behind
I need to catch up on my homework.

Are the phrasal verbs in these statements and questions used correctly or incorrectly? Remember that all transitive phrasal verbs require an object. If the object is an object pronoun, it must go in between the verb and the particle. Write C if the phrasal verb is used correctly, and I if it is used incorrectly.


- ____ 1. You need to read up on the topic.
- ____ 2. Billy loves playing the piano. He's happy he's taken it up.
- ____ 3. We have a test today. Did you go the chapter notes over?
- ____ 4. All tests must be completed in class. Turn in the tests before you go home.
- ____ 5. Susan will not return next semester. She decided to drop out to pursue a career in dancing.
- ____ 6. Don't fall behind on your work. It's not easy to catch up on your work.
- ____ 7. Did you get the article? Dr. Jackson handed out it yesterday.





Section 4: Extra Practice! (Optional) Phone Apps for Phrasal Verbs

If you have iPhone or iPad, check out these apps to fill in the missing information of these phrasal verbs. You can also look up these phrasal verbs using the [resources in Section 3](#).



Phrasal verb	Meaning	Intransitive (I) Transitive (T) Separable (S) Inseparable (In)	Sample Sentence
Run into	To encounter	T/In	I ran into my teacher at the mall yesterday.
Break up	To finish a relationship		
Give up			
Take over	To take control of		
Bring up			John was brought up in a small town.
Break down		I	
Take off	To ascend		
Get away			We don't see how Jack got away with cheating on the final.
Keep up	To maintain the pace		





Section 5: Write a Conversation

Part 1: Telephone Phrasal Verbs

Check out the graphic below or the list on the next page to learn some phrasal verbs that are used in telephone conversations.





English Self-Directed Learning Activities

Language Learning Center 77-1005, Passport Rewards

SL39B Phrasal Verbs Part 2

Get through (to)

to contact by telephone

Hang on

to wait for a short time

Call back

to return a phone call

Break up

*to be inaudible over the phone/to
have a bad connection*

Hold on

to wait for a short time

Put through

*to connect by telephone with
someone else*

Hang up

*to end the telephone call by
breaking the connection*

Cut off

*to interrupt a telephone
conversation*

Pick up

to answer the phone

Speak up

speak louder

Part 2: A Conversation

Create a telephone conversation between a receptionist and a customer. Use a minimum of 5 phrasal verbs. The tutor will go over the conversation with you.

Receptionist: Hello, _____ is speaking.

Customer:

Receptionist:

Customer:

Receptionist:

Customer:

Receptionist:

Customer:

Receptionist:

Customer:

Receptionist:

Customer:





Receptionist:





Section 6: What Did I Learn

Complete this table BEFORE meeting with a tutor.

Communication Skill	I can't do this YET. 	I can do this WITH help. 	I can do this WITHOUT help. 	I can TEACH this to a classmate. 
I know the difference between transitive and intransitive phrasal verbs.				
I know resources that can help me to learn more phrasal verbs.				
I can identify separable and inseparable transitive phrasal verbs.				
I can use many of the phrasal verbs in this activity.				

Here are some words/phrases I need to practice.

Good job!

Now go to the [LLC Tutoring Website](#) and make an appointment with a tutor.

Visit the [Virtual LLC](#) at the time of your appointment.








Section 7: Practice with a Tutor!

After completing the self-assessment, meet with a tutor and give this completed SDLA to the tutor. You may also ask the tutor any questions you might have.

Grading Rubric

Possible Points	Need Practice  (0-1 Point)	Good Job  (2-3 Points)	Excellent Work  (4-5 Points)
Content	Not enough information provided in responses and often does not use correct vocabulary.	Provides most important information in responses and some of the time uses correct vocabulary.	Provides all necessary information in responses and most of the time uses correct vocabulary.
Skill: Speaking	More than 6 mistakes saying words; needs guessing more than 3 times.	Not more than 5 mistakes saying words; needs guessing on 1-2 words or sentences.	Not more than 2 mistakes saying words; needs no guess about meaning.
Oral Fluency	Speaks mostly in phrases, individual words; many pauses.	Sometimes speaks in complete sentences; several pauses.	Speaks in complete sentences; a couple pauses okay.

*Students must receive at least 10 points to move on

Possible Points: _____ / 15

Tutor Comments:

☐ **Congratulations! Keep going.**

You have successfully completed this SDLA and are ready to continue to the next.

☐ **Work on this more.**

You have not yet mastered this SDLA. It is recommended that you complete it again.

Tutor Signature: _____

Date: _____

