



1. Click printer icon (top right or center bottom).
2. Change "destination"/printer to "Save as PDF."
3. Click "Save."



## SL38. Talking About Movies

Student Name: \_\_\_\_\_ Student ID Number: \_\_\_\_\_

Instructor: \_\_\_\_\_ Level: \_\_\_\_\_ Date: \_\_\_\_\_

For media links in this activity, visit [the LLC ESL Tutoring website for Upper Level SDLAs](#). Find your SDLA number to see all the resources to finish your SDLA.

### Section 1: Introduction Vocabulary

Use an ESL dictionary (like [www.ldoceonline.com](http://www.ldoceonline.com) or [www.learnersdictionary.com](http://www.learnersdictionary.com)) to look up the following words.

|          |        |                 |
|----------|--------|-----------------|
| cut      | horror | set             |
| dialogue | plot   | soundtrack      |
| director | scene  | special effects |
| genre    | script | star            |

Now, read the following movie description. Then match the words in bold with the meanings listed after the reading.

I went to see that new **horror** film that **director** Spike Lewis made. They had to **cut** some of the scariest **scenes**. I wasn't disappointed; it was terrific! The movie is **set** on a university campus and the **plot** centers on a small group of students who go there.

The movie **stars** Hank Bushback as the hero of the film; although, he doesn't have much **dialogue**. In fact, there's not really that much talking in the whole film. I guess, whoever wrote the **script** wasn't that interested in writing conversations! The film relies more on amazing **special effects** that look so real. A scary atmosphere is created by the music that they use. The music was so good that I'm going to buy the **soundtrack**. Special effects and a good soundtrack are really important in the **genre** of horror.



1. \_\_\_\_\_ : (v) placed; used to describe where and when a movie's story happens
2. \_\_\_\_\_ : (n): the talking in a movie.
3. \_\_\_\_\_ : (n) the music that is used in a movie
4. \_\_\_\_\_ : (n) what happens in a movie
5. \_\_\_\_\_ : (n) one of the main actors in a movie
6. \_\_\_\_\_ : (n) the book of all of the written words of a movie






- 7. \_\_\_\_\_ : (v) to remove a part of a movie
- 8. \_\_\_\_\_ : (n) the person who tells the actors what to do
- 9. \_\_\_\_\_ : (adj) a very scary movie
- 10. \_\_\_\_\_ : (n) a single situation or piece of a movie
- 11. \_\_\_\_\_ : (n) explosions and computer graphics
- 12. \_\_\_\_\_ : (n) a type of movie, such as horror or comedy

\*\*Adapted from <https://www.ecenglish.com/learnenglish/lessons/how-talk-about-movies> and retrieved Sept. 12, 2018.

**Section 2: Listening**

[Listen to the YouTube video "Talking about Movies for ESL"](#) and answer the questions below.



- 1) There are two main ways to start a conversation about movies. What were two questions given in the video?  
\_\_\_\_\_  
\_\_\_\_\_
- 2) Write a sentence saying you like a movie. This is easier if you think of a real movie that you like. Follow the examples given in the video.  
\_\_\_\_\_
- 3) Write a sentence saying you did not like a movie. This is easier if you think of a real movie. Follow the examples given in the video.  
\_\_\_\_\_
- 4) What is your favorite movie genre? Was it mentioned in the video? \_\_\_\_\_





**Section 3: Practice Conversations**

Fill in the blanks for the conversations. Read the following conversation examples. Look up any words or phrases you don't understand. What is different about the two conversations? You will review these conversations with the tutor. Use the following words to fill in the blanks.

- |           |       |       |
|-----------|-------|-------|
| brother   | how   | what  |
| character | main  | which |
| computer  | movie |       |
| ending    | scene |       |

**Conversation #1**

**Joseph:** Hey, what's up?

**Amy:** Not much. I went to see a \_\_\_\_\_ last night with my kid brother.

**Joseph:** Which one?

**Amy:** *Peter Rabbit*.

**Joseph:** Yeah, my sister wants to see that. \_\_\_\_\_ **was the movie?**

**Amy:** It was pretty cute. My \_\_\_\_\_ is only 10, and he is crazy about it. The main \_\_\_\_\_, Peter Rabbit, was a troublemaker, so I liked watching him get into problems with the farmer.

**Joseph:** Hmm, do you think I should take my little sister?

**Amy:** Sure, she'll love the talking animals. There's one \_\_\_\_\_ where Peter Rabbit and his cousin are mistaken for toy bunnies in a department store. I couldn't stop laughing.

**Joseph:** Ok. Sounds good, thanks. I'll see you around.

**Amy:** Yep, you too.

**Conversation #2**

**Joseph:** Hey, what's up?

**Amy:** Not much. I went to see a movie last night with my kid brother.

**Joseph:** \_\_\_\_\_ one?

**Amy:** *Peter Rabbit*.

**Joseph:** Really? I've never heard of it. \_\_\_\_\_ **is it about?**

**Amy:** Well, it is a combination of computer animation and real actors in a comedy. The \_\_\_\_\_ character, Peter Rabbit, lives in England's countryside with his sisters and cousin. There's one neighbor who always gives them food, but Peter would rather steal from Mr. McGregor's garden. Peter and McGregor's fight over the food becomes a jealous fight for the neighbor's love and attention. You can





probably guess the \_\_\_\_\_, but I won't tell you. I will say that it is cute, funny, and great for the whole family.

**Joseph:** Hmmm, sounds like I should take my little sister.

**Amy:** Yeah, she'll have fun. The \_\_\_\_\_ graphics of the rabbits and other animals are pretty funny.

**Joseph:** Ok. Sounds good, thanks. I'll see you around.

**Amy:** Yep, you too.

**Section 4: Writing and Speaking**

You are going to play a game with the tutor. **Think of two American movies you have already seen.** *It's ok if you saw the movie in English or in another language.* Write 2-3 sentences about each movie. **Do NOT write the title.** The tutor will try to guess the movie when you read the description to them. Practice reading aloud when you finish writing. Try to start with genre, plot and setting.

**Example Movie Description:**

*The genre is drama/romance. This movie is about a love story between a wealthy woman and a working class man. They meet on a ship and the ship crashes into an iceberg in the Atlantic Ocean. Only the woman survives in the freezing ocean after the ship sinks.*

**What movie is this?** \_\_\_\_\_

**Movie Description #1:**

---

---

---

---

**Movie Description #2:**

---

---

---





---





**Section 5: Student Self-Assessment**

Complete this table BEFORE meeting with a tutor.

| Communication Skill   | I can't do this YET.<br> | I can do this WITH help.<br> | I can do this WITHOUT help.<br> | I can TEACH this to a classmate.<br> |
|---|---|--|--|---|
| I can ask and answer, "How was the movie?"                    |   |  |  |   |
| I can ask and answer, "What was the movie about?"             |   |  |  |   |
| I can understand some important vocabulary related to movies. |   |  |  |   |

Here are some words/phrases I need to practice.

*Good job!*

Now go to the [LLC Tutoring Website](#) and make an appointment with a tutor.

Visit the [Virtual LLC](#) at the time of your appointment.








**Section 6: Practice with a Tutor!**

Meet with a tutor, and share this activity with the tutor. You will review this SDLA with the tutor. You may also ask the tutor any questions that you might have.

**Grading Rubric**

| Possible Points        | Need Practice<br><br>(0-1 Point) | Good Job<br><br>(2-3 Points) | Excellent Work<br><br>(4-5 Points) |
|------------------------|---|---|---|
| <b>Content</b>         | Not enough information provided in responses and often does not use correct vocabulary.                           | Provides most important information in responses and some of the time uses correct vocabulary.                | Provides all necessary information in responses and most of the time uses correct vocabulary.                         |
| <b>Skill: Speaking</b> | More than 6 mistakes saying words; needs guessing more than 3 times.  | Not more than 5 mistakes saying words; needs guessing on 1-2 words or sentences.                              | Not more than 2 mistakes saying words; needs no guess about meaning.  |
| <b>Oral Fluency</b>    | Speaks mostly in phrases, individual words; many pauses.  | Sometimes speaks in complete sentences; several pauses.   | Speaks in complete sentences; a couple pauses okay.   |

\*Students must receive at least 10 points to move on

Possible Points: \_\_\_\_\_ / 15

Tutor Comments:

**Congratulations! Keep going.**

You have successfully completed this SDLA and are ready to continue to the next.

**Work on this more.**

You have not yet mastered this SDLA. It is recommended that you complete it again.

Tutor Signature: \_\_\_\_\_

Date: \_\_\_\_\_

