



1. Click printer icon (top right or center bottom).
2. Change "destination"/printer to "Save as PDF."
3. Click "Save."



## SL31A. Talking about Music

Student Name: \_\_\_\_\_ Student ID Number: \_\_\_\_\_

Instructor: \_\_\_\_\_ Level: \_\_\_\_\_ Date: \_\_\_\_\_

---

For media links in this activity, visit [the LLC ESL Tutoring website for Upper Level SDLAs](#). Find your SDLA number to see all the resources to finish your SDLA.

---

### Section 1: Musical Instruments

A. Write each musical instrument from the list below in the appropriate space.

the cello

the recorder

the tambourine

the violin

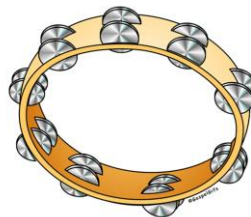

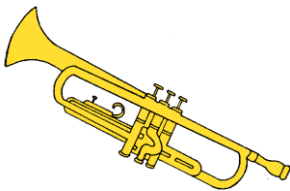
the harp

the flute

the saxophone

the trumpet

the drums





## English Self-Directed Learning Activities

Language Learning Center 77-1005, *Passport Rewards*

SL31A.Talking about Music

**B.** Write the musical instruments from the chart in the correct category below.

Wind instruments: \_\_\_\_\_

String instruments: \_\_\_\_\_

Percussion instruments: \_\_\_\_\_

### Section 2: Describing Songs

**A.** Go to [learnersdictionary.com](http://learnersdictionary.com) to look up the meaning of the adjectives below.

Word	Definition
Upbeat	_____
Cheesy	_____
Melancholic	_____
Acoustic	_____
Harmonious	_____
Catchy	_____

**B.** Listen to each song below. Write the adjectives from above that can be used to describe each song. More than one adjective may be used in each blank. **Note:** You do not need to listen to the whole song.

**Song 1:** Coldplay –  
Trouble  
harmonious

**Song 2:** Aqua –  
Barbie Girl  
\_\_\_\_\_

**Song 3:** Ed Sheeran  
– Thinking out Loud  
\_\_\_\_\_

**Song 4:** Taylor Swift  
– Shake It Off  
\_\_\_\_\_



### Section 3: Talking About Music

Write your answers to the questions below and be prepared to discuss them with the tutor.

1. Do you listen to music often? When and where do you listen to music?

---

---

2. Which instruments from Section 1 do you like to listen to? Can you play any of those instruments?

---

---

3. What is your favorite genre of music? Why? Use adjectives from Section 2.

---

---

4. What is one of your favorite songs? Why do you like it? Use adjectives from Section 2.





---

---



**Section 4: Student Self-Assessment**

Complete this table BEFORE meeting with a tutor.

Communication Skill	I can't do this YET. 	I can do this WITH help. 	I can do this WITHOUT help. 	I can TEACH this to a classmate. 
I can use new vocabulary to identify musical instruments.				
I can use new vocabulary to describe songs.				

Here are some words/phrases I need to practice.

*Good job!*

Now go to the [LLC Tutoring Website](#) and make an appointment with a tutor.

Visit the [Virtual LLC](#) at the time of your appointment.



Section 5: Practice with a Tutor!

Meet with a tutor, and share this activity with the tutor. You will review this SDLA with the tutor and talk about the questions you answered in Section 3. You may also ask the tutor any questions that you might have.

Grading Rubric

Table with 4 columns: Possible Points, Need Practice (0-1 Point), Good Job (2-3 Points), Excellent Work (4-5 Points). Rows include Content, Skill: Speaking, and Oral Fluency.

\*Students must receive at least 10 points to move on

Possible Points: \_\_\_\_\_ / 15

Tutor Comments:

[ ] Congratulations! Keep going.

You have successfully completed this SDLA and are ready to continue to the next.

[ ] Work on this more.

You have not yet mastered this SDLA. It is recommended that you complete it again.

Tutor Signature: \_\_\_\_\_

Date: \_\_\_\_\_