



1. Click printer icon (top right or center bottom).
2. Change "destination"/printer to "Save as PDF."
3. Click "Save."



## SL27B. Culture – Culture Shock

Student Name: \_\_\_\_\_ Student ID Number: \_\_\_\_\_

Instructor: \_\_\_\_\_ Level: \_\_\_\_\_ Date: \_\_\_\_\_

For media links in this activity, visit [the LLC ESL Tutoring website for Upper Level SDLAs](#). Find your SDLA number to see all the resources to finish your SDLA.

### Section 1: Introduction



How did you feel when you first came to the U.S.?  
 When people first come to the United States from a different country, they experience culture shock. It is a **feeling of confusion, doubt, or nervousness caused by being in a place (such as a foreign**

**country) that is very different from what they are used to.** It's very normal to experience culture shock because the culture you have been accustomed to and immersed in your whole life is now completely different. In fact, you'll realize that most people who have come to the U.S. from a different country have experienced culture shock, so you're not alone. [Watch Section 1 Video](#) which contains interviews with four Chinese girls living in London. They talk about the biggest differences between the two countries. After you listen, write three things they said caused culture shock for them.

1. \_\_\_\_\_
2. \_\_\_\_\_
3. \_\_\_\_\_



**Section 2: Understanding Culture Shock**

In order to better understand culture shock, you need to compare life in your native country to life in the U.S. This will help you to figure out what factors made you experience culture shock. Complete the table below.

**Life in Native Country VS USA**

**Culture Questions**

**In Native Country**

**In the U.S.**

What language(s) do you speak? What are some differences between English and your native language(s)?

What type of transportation do you take? How do you get around?

What is a typical dinner?

How do you greet people?

What do you do for fun?



**Section 3: Ask Other Students**

- Using the information from the chart above, answer the questions below about your experience here in the U.S. Write your responses in the chart.
- Find two other students who have experienced culture shock in the U.S. or another country and ask them the questions below. Write their responses in the chart.

**\*Note:** You may politely ask to record their responses using your cell phone. If they allow you to record their response, a tutor can help you with any unknown vocabulary words or pronunciation.





**Student Interviews**

Name	How did you feel when you first arrived to the new country?	Why did you experience culture shock in that country (language, food, people, etc.)?	How did you overcome culture shock?
<i>Me</i>			



**Section 4: Student Self-Assessment**

Complete this table BEFORE meeting with a tutor.

Communication Skill	I can't do this YET. 	I can do this WITH help. 	I can do this WITHOUT help. 	I can TEACH this to a classmate. 
I can describe what culture shock is.				
I can explain why people experience culture shock.				
I can describe traditions in my culture.				

**Here are some words/phrases I need to practice.**

*Good job!*

Now go to the [LLC Tutoring Website](#) and make an appointment with a tutor.




Visit the [Virtual LLC](#) at the time of your appointment.



**Section 5: Practice with a Tutor!**

Meet with a tutor, and share this activity with the tutor. You will review this SDLA with the tutor and have a conversation about culture shock. You may also ask the tutor any questions that you might have.

**Grading Rubric**

Possible Points	Need Practice  (0-1 Point)	Good Job  (2-3 Points)	Excellent Work  (4-5 Points)
<b>Content</b>	Not enough information provided in responses and often does not use correct vocabulary.	Provides most important information in responses and some of the time uses correct vocabulary.	Provides all necessary information in responses and most of the time uses correct vocabulary.
<b>Skill: Speaking</b>	More than 6 mistakes saying words; needs guessing more than 3 times.	Not more than 5 mistakes saying words; needs guessing on 1-2 words or sentences.	Not more than 2 mistakes saying words; needs no guess about meaning.
<b>Oral Fluency</b>	Speaks mostly in phrases, individual words; many pauses.	Sometimes speaks in complete sentences; several pauses.	Speaks in complete sentences; a couple pauses okay.

\*Students must receive at least 10 points to move on

Possible Points: \_\_\_\_\_ / 15

Tutor Comments:

**Congratulations! Keep going.**

You have successfully completed this SDLA and are ready to continue to the next.

**Work on this more.**

You have not yet mastered this SDLA. It is recommended that you complete it again.

Tutor Signature: \_\_\_\_\_

Date: \_\_\_\_\_