



1. Click printer icon (top right or center bottom).
2. Change "destination"/printer to "**Save as PDF.**"
3. Click "Save."



SL23. Campus Interviews Part 2

Student Name: _____ Student ID Number: _____

Instructor: _____ Level: _____ Date: _____

For media links in this activity, visit [the LLC ESL Tutoring website for Upper Level SDLAs](#). Find your SDLA number to see all the resources to finish your SDLA.

Section 1: Introduction

Using the questions you created and the information you learned in SL22, you are going to interview 3 to 5 people at Mt. SAC! Before you begin talking to people, let's review some important information.

Remember:

1. Walk up to a person and say, "Hi! I'm a student here at Mt. SAC. Do you mind if I ask you a few questions for a project I'm doing?"

→ TIPS:

- Talk to students who aren't studying or walking quickly to class.
 - Look for people who are sitting by themselves.
 - If someone is just texting or surfing the Internet on their phone, go talk to him or her.
2. If they say yes, then ask them, "Do you mind if I record this?" If you would like, you can record them on your phone and ask the tutor about pronunciation, or you can use it for extra listening practice at home.
 3. Ask the questions you created in SL22 and write down the speakers' responses.

Finally . . .

Relax! You might be nervous now, but after you start talking to people, you'll see that it's really fun, and you'll be really proud of yourself. You might even make some new friends!

Section 2: Interview Questions and Answers

Write your questions from SL22 in the chart below. Make sure you get the name of each person you interview (interviewee) and write their responses below.



Interview Notes

Interviewee's Name	Question 1:	Question 2:	Question 3:

Section 3: Reflection

Now that you've completed your interview, you will discuss your overall experience with a tutor. Before you meet with a tutor, review the questions below. These questions will help you reflect on your experience. You don't have to write down your answers to these questions but be prepared to discuss them with a tutor.

Reflection Questions

1. What were some of your initial concerns about interviewing people on campus?
2. Did you have any problems in communication? How did you solve the problem(s)?
3. Did everything in the interviews happen as you expected, or were you surprised in some way? Explain.
4. What do you think your best interview question was? Why?



English Self-Directed Learning Activities




Language Learning Center 77-1005, *Passport Rewards*

SL23. Campus Interview Part 2

5. What did you learn from your interviews?
6. What are five words (nouns, verbs, adjectives, adverbs) you would use to describe your experience?
7. What could you have done differently to make the interviewing process smoother?
8. Did you have a positive or negative interview experience overall? Explain.
9. After your experience, what are two suggestions you would give someone that is going to interview people on campus for the first time?

Section 4: Student Self-Assessment

Complete this table BEFORE meeting with a tutor.

Communication Skill	I can't do this YET. 	I can do this WITH help. 	I can do this WITHOUT help. 	I can TEACH this to a classmate. 
I can talk about the relationship between food and family.				
I can make predictions about a story based on pictures.				
I can write a description of part of a film.				
I can talk about the story and ideas in a short film that has very little dialogue (speaking between characters).				

Here are some words/phrases I need to practice.

Good Job!

Now make an appointment




with a tutor on the LLC ESL Tutoring Website

(www.mtsac.edu/llc/passportrewards/llctutoring).

**Section 5: Practice with a Tutor!**

After completing the self-assessment, meet with a tutor and give this completed SDLA to the tutor. The tutor will give you feedback.

Grading Rubric

Possible Points	Need Practice  (0-1 Point)	Good Job  (2-3 Points)	Excellent Work  (4-5 Points)
Content	Not enough information provided in responses and often does not use correct vocabulary.	Provides most important information in responses and some of the time uses correct vocabulary.	Provides all necessary information in responses and most of the time uses correct vocabulary.
Skill: Speaking	More than 6 mistakes saying words; needs guessing more than 3 times.	Not more than 5 mistakes saying words; needs guessing on 1-2 words or sentences.	Not more than 2 mistakes saying words; needs no guess about meaning.
Oral Fluency	Speaks mostly in phrases, individual words; many pauses.	Sometimes speaks in complete sentences; several pauses.	Speaks in complete sentences; a couple pauses okay.

*Students must receive at least 10 points to move on

Possible Points: _____ / 15

Tutor Comments:

☐ **Congratulations! Keep going.**

You have successfully completed this SDLA and are ready to continue to the next.

☐ **Work on this more.**

You have not yet mastered this SDLA. It is recommended that you complete it again.

Tutor Signature: _____ Date: _____