



1. Click printer icon (top right or center bottom).
2. Change "destination"/printer to "Save as PDF."
3. Click "Save."



SL11. Talking about your Hometown: Part 2

Student Name: _____ Student ID Number: _____

Instructor: _____ Class Level: _____ Date: _____

For media links in this activity, visit [the LLC ESL Tutoring website for Upper Level SDLAs](#). Find your SDLA number to see all the resources to finish your SDLA.

Section 1: Ask Questions

To keep the conversation going, ask information questions using wh- question words (*who, what, where, when, why, how*), **not** yes/no questions.

Information Questions with Helping Verb

Wh-Word	Helping verb	Subject	Main Verb	Other Information	Answer (Information)
When	does	the climate	feel	warm in your hometown?	It is warm in August.
Why	did	you	decide	to leave your hometown?	I wanted to study English.
How	do	people	get around	in your hometown?	They usually drive their own car.

Information Questions with Be Verb

Wh-Word	Be verb	Subject	Other Information	Answer (Information)
What	are	the most popular attractions	to see in your hometown?	Some of the most popular attractions are Disneyland and the beaches.
Where	is	the best place	to eat in your hometown?	My favorite restaurant is Chipotle.





Think of questions you can ask about someone’s hometown and write them below:

1. *What do people do on the weekends in your hometown?*
2. _____
3. _____
4. _____

Section 2: Continue the Conversation

If your partner asks you a question, here’s how to return the same question back:

Partner: *What do people do on the weekends in your hometown?*

You: *People usually go to the beach during the day and the movies or a friend’s house at night. What about in your hometown?*

Phrases to return a question:

What about you?

How about you?

And you?

[Listen to the conversation](#) between Ashley and Sandra. As you listen, notice the questions and the phrases that return a question. You may listen to the description as many times as needed.

Ashley: Hey! Are you a new student?

Sandra: Hi! Yeah, I am. I just moved from Mexico to the U.S. I’m Sandra.

Ashley: Oh, hi Sandra! I’m Ashley. I recently moved here, too. I’m from England.

Sandra: Cool! I’ve always wanted to go to England. What are some of the most popular attractions to see in your hometown?

Ashley: We have many attractions in England like Big Ben and Buckingham Palace. How about you?

Sandra: We have a lot of attractions too, but I think our beaches in Mexico are the best. And you? What do you think is the best attraction in England that people must see?

Ashley: Well, the best has got to be the London Eye. It has a great view!

Sandra: Wow! I hope I can see that one day! I have to run to my next class, but it was great talking to you. Maybe we can talk more about our hometowns over coffee later this week.





English Self-Directed Learning Activities

Language Learning Center 77-1005, *Passport Rewards*

SL11. Talking About Your Hometown: Part 2

1. **Write** your own short conversation between two people about their hometown. Include at least 2 questions and 2 phrases that return a question.

Person A: _____

Person B: _____

Person A: _____

Person B: _____

Person A: _____

Person B: _____

Person A: _____

Person B: _____

Person A: _____





Person B: _____





Section 3: Student Self-Assessment

Complete this table BEFORE meeting with a tutor.

Communication Skill	I can't do this YET. 	I can do this WITH help. 	I can do this WITHOUT help. 	I can TEACH this to a classmate. 
I can identify information questions in a conversation.				
I can identify phrases that return a question in a conversation				
I can ask information questions about someone's hometown.				
I can continue the conversation by using phrases that return a question.				
I can have an interesting conversation about my hometown.				

Here are some words/phrases I need to practice.

Empty rectangular box for student input.

Good job!

Now go to the [LLC Tutoring Website](#) and make an appointment with a tutor.

Visit the [Virtual LLC](#) at the time of your appointment.








Section 4: Practice with a Tutor!

Meet with a tutor, and share this activity with the tutor You will have a conversation with a tutor about your hometown. Be prepared to ask and answer questions. During your conversation, don't forget to include:

- ✓ Vocabulary from part 1 of this SDLA (hometown, climate, transportation, etc.)
- ✓ Information questions
- ✓ Phrases to return a question

You may also ask the tutor any questions that you might have.

Grading Rubric

Possible Points	Need Practice  (0-1 Point)	Good Job  (2-3 Points)	Excellent Work  (4-5 Points)
Content	Not enough information provided in responses and often does not use correct vocabulary.	Provides most important information in responses and some of the time uses correct vocabulary.	Provides all necessary information in responses and most of the time uses correct vocabulary.
Skill: Speaking	More than 6 mistakes saying words; needs guessing more than 3 times.	Not more than 5 mistakes saying words; needs guessing on 1-2 words or sentences.	Not more than 2 mistakes saying words; needs no guess about meaning.
Oral Fluency	Speaks mostly in phrases, individual words; many pauses.	Sometimes speaks in complete sentences; several pauses.	Speaks in complete sentences; a couple pauses okay.

*Students must receive at least 10 points to move on

Possible Points: _____ / 15

Tutor Comments:

Congratulations! Keep going.

You have successfully completed this SDLA and are ready to continue to the next.

Work on this more.

You have not yet mastered this SDLA. It is recommended that you complete it again.

Tutor Signature: _____

Date: _____

