

Language Learning Center

Self-Directed Learning Activities

RW10. Grammar Point Review

Student Name: _____ Student ID Number: _____

Instructor: _____ Level: _____ Date: _____

Attention: You will need a Focus on Grammar MyEnglishLab card from the front desk. Go to the front desk and ask one of the staff members for one. You will need to tell them what Focus on Grammar book you use in your class.

Section 1: Grammar Point

In order for the ESL tutors to help you, we need you to answer some questions first.

1. What grammar point do you need help with? If you select other, write the grammar point on the line. Please check only **ONE**.

- Verb Tense
- Parts of Speech
- Sentences
- Modals
- Types of clauses
- Connectors (conjunctions and transitions)
- Other: _____

2. What number is your book Focus on Grammar book? Focus on Grammar _____

3. What unit is this grammar point in? Unit _____

4. Why is this grammar point difficult?

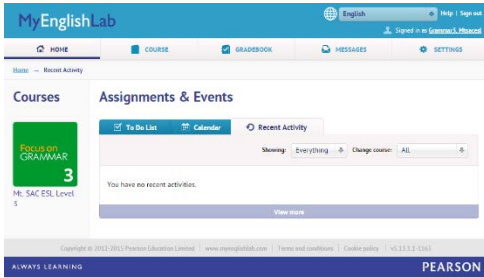
Example: I don't understand when to use simple present or present perfect verb tenses.

5. Write an example sentence(s) of the grammar point that you need help with. You can write your own example, or you can use your Focus on Grammar book.

Section 2: Focus on Grammar Practice

Now, you will use Focus on Grammar's MyEnglishLab to help you practice the grammar point. Remember, you need a MyEnglishLab card from the front desk. If you don't have the card, go to the front desk and ask one of

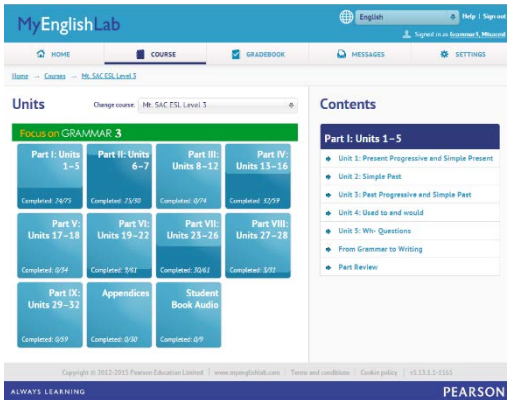
RW10. Grammar Point Review
the staff members for a MyEnglishLab card. You will also need to tell them what Focus on Grammar book you use in your class. Then follow these steps to complete practice activities.



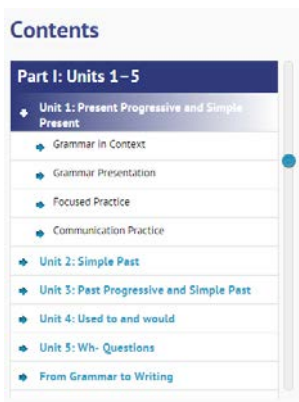
Step 1: Go to MyEnglishLab <https://tinyurl.com/RW10FOG>

Step 2: Use the information on the card to fill in the **username** and **password**.

Step 3: Click on your **level** on the left side.



Step 4: Click on the **part** that has the grammar point you need help with.



Step 5: Click on the specific **unit** you want to work on.

Step 6: Click on the **focused practice**. Complete at least 2 **focused practice** activities.

Section 3: Reflection Questions

You will discuss the following 4 questions with a tutor in Section 5. You can look at them now to help you prepare.

1. In the Focused Practice, what questions did you get correct? Why?
2. In the Focused Practice, what questions did you get wrong? Why?
3. Did MyEnglishLab help you to understand the grammar point better? Why or why not?
4. Is the grammar point still confusing or difficult to understand? Why or why not?

Section 4: Self-Assessment

Complete this self-assessment before meeting with a tutor. Now that you've completed sections 1 to 3, check

the things you can do:

- I can review a confusing or difficult grammar point.
- I can answer questions to determine why the grammar point is confusing or difficult.
- I can practice my grammar by using Focus on Grammar's MyEnglishLab.
- I can answer reflection questions about my experience and what I learned by using MyEnglishLab.

Good job! Now make an appointment with a tutor at the Front Desk.

The tutor will call your name when he/she is ready.

Section 5: Practice with a Tutor!

After completing the self- assessment, meet with a tutor and give this completed SDLA to the tutor. The tutor will review your work with you. Also, the tutor will ask you the questions in Section 3. Be prepared to discuss those questions with the tutor.

Grading Rubric

Possible Points	1 Point	3 Points	5 Points
Content	Student does not provide enough accurate and relevant information in responses.	Student provides sufficient information in responses that is accurate and relevant some of the time.	Student answers all questions with accurate and relevant information most of the time.
Skill: Speaking	Student's speech is unclear and requires frequent listener effort.	Student's speech is generally clear but requires occasional listener effort.	Student's speech is clear and smooth and requires minimal listener effort.
Oral Fluency	Speaks in incomplete sentences that do not flow.	Speaks in complete sentences some of the time with frequent pauses.	Speaks in complete sentences with occasional pauses most of the time.

Possible Points _____ / 15

***Students must receive at least 10 points to move on**

Tutor Recommendations:

Congratulations! Move on

Student has successfully completed this SDLA and is ready to continue to the next.

Repeat

Student hasn't yet mastered this SDLA. It is recommended that the student complete it again

Tutor Signature: _____

Date: _____