



1. Click printer icon (top right or center bottom).
2. Change "destination"/printer to "Save as PDF."
3. Click "Save."



SW13. Campus Interviews: Preparing for the Interviews

Student Name: _____ Student ID Number: _____

Instructor: _____ Level: _____ Date: _____

For media links in this activity, visit [the LLC ESL Tutoring website for Upper Level SDLAs](#). Find your SDLA number to see all the resources to finish your SDLA.

Section 1: Introduction



Jay Leno, an American comedian, actor, writer, and producer, was the host of NBC's *The Tonight Show with Jay Leno* from 1992 to 2009. On his TV talk show, he would do a segment called Jaywalking.

This meant that he would leave his studio desk and find people on the street to interview. Each time he did this, he made sure to have a **theme**, or a topic, and a few questions to ask about the theme. Leno asked people questions about current news and other topics in public areas around Los Angeles. You are going to watch a video of Leno interviewing people. Before watching the video, see if you know the answers to the following questions:

1. What language do they speak in Great Britain? _____
2. What nationality is a person who is from Amsterdam?

3. What is the world's tallest mountain? _____
4. What do you call people from Denmark? _____
5. Between which two countries is the English Channel? _____

Watch the [Section 1 Video](#). After you've finished watching the video, answer the questions that follow.

1. What was the **theme** of this Jaywalking interview?





2. What types of questions did he ask the people?

3. Did the people provide the correct answers to his questions? Explain your answer.

Section 2: Organizing Questions

Part 1: Choosing a Theme

Look at some possible themes below. Is there another theme you are interested in? Write your ideas below.

Life at work	Family life	Travel	Favorite movies
Free time activities	_____	_____	_____

Choose one theme you are the most interested in from above.

Theme: _____

What would you like to know about this theme? For example, if your favorite theme is *clothes shopping*, you might want to know where people like to shop, how much money people spend on clothes every month, why they like to buy new clothes, etc. Write your ideas below.

Part 2: Good Interview Questions

Now that you have your ideas, you need to think of questions you can ask people to get the information you are looking for. What makes a good interview question? To make a good interview question, you should consider the following:

Checklist:

- Is it an information (wh-) question?
- Would people have a lot to say about this question?
- Are you really interested in the answer to this question?
- Would other people be interested in the answer to this question?





What are some questions you might want to ask about your **theme**? Brainstorm some questions you might want to ask people and write them below. Don't worry about whether it's a good question or not; write down all your ideas for now. You can choose the best questions later.

Write your ideas here:

Follow-up Questions:

In addition to asking good questions, it is important to prepare a follow-up question for each of your main questions. Follow-up questions are used in conversations to get more information about something that somebody else says. We use follow-up questions to continue the conversation, to get more details about a topic, and to show that we are interested. See below for examples of follow-up questions:

SAMPLE QUESTION: Where do you usually shop for clothes?

- Follow-up Questions: Why do you choose to shop there?
- Why do you keep going back to these stores?

SAMPLE QUESTION: How often do you usually go clothes shopping?

- Follow-up Questions: What makes you decide to go clothes shopping?
- Why do you buy new clothes?

Part 3: Ask Questions

Now that you have thought more about questions you want to ask, write down the three that you think are the best. Each question should have a follow-up question. Be sure that you can check off every item on the checklist in Part 2 for each question!

Question 1:

Follow-up Question: _____





Question 2:

Follow-up Question: _____

Question 3:

Follow-up Question: _____

Section 3: Instructions for Interviewing

1. Walk up to a person and say, “Hi! I’m a student here at Mt. SAC. Do you mind if I ask you a few questions for a project I’m doing?”

→ **TIPS:**

- Talk to students who aren’t studying or walking quickly to class.
 - Look for people who are sitting by themselves.
 - If someone is just texting or surfing the Internet on their phone, go talk to him or her.
2. If they say yes, then ask them, “Do you mind if I record this?” If you would like, you can record them on your phone and ask the tutor about pronunciation, or you can use it for extra listening practice at home.
 3. Ask your questions you wrote down in Section 2 and write down the speakers’ responses.





Possible problems:

When interviewing people, you might experience some problems in communication. Most of these problems are easy to fix. Read the questions below and write how to solve each of the problems.

1. If people respond with short answers, you should ask them questions to try to get more information.

What are some different ways you could ask someone to elaborate?

Example: Can you explain a little more, please?

2. If the person you are interviewing doesn't understand your question at all, what can you do?

3. If you don't understand the person, what can you say?





4. If you've tried, but you really don't understand the person, what can you do?





Section 4: Student Self-Assessment

Complete this table BEFORE meeting with a tutor.

Communication Skill	I can't do this YET. 	I can do this WITH help. 	I can do this WITHOUT help. 	I can TEACH this to a classmate. 
I can pick a theme for interviews.				
I can write good interview questions based on the theme.				
I can write follow up questions for each of my interview questions.				
I know how to request an interview with someone and how to solve communication problems while interviewing.				

Here are some words/phrases I need to practice.

Good Job!

Now make an appointment

with a tutor on the LLC ESL Tutoring Website

(www.mtsac.edu/llc/passportrewards/llctutoring).








Section 5: Practice with a Tutor!

After completing the self-assessment, meet with a tutor and give this completed SDLA to the tutor. The tutor will give you feedback.

Grading Rubric

Possible Points	Need Practice  (0-1 Point)	Good Job  (2-3 Points)	Excellent Work  (4-5 Points)
Content	Not enough information provided in responses and often does not use correct vocabulary.	Provides most important information in responses and some of the time uses correct vocabulary.	Provides all necessary information in responses and most of the time uses correct vocabulary.
Skill: Speaking	More than 6 mistakes saying words; needs guessing more than 3 times.	Not more than 5 mistakes saying words; needs guessing on 1-2 words or sentences.	Not more than 2 mistakes saying words; needs no guess about meaning.
Oral Fluency	Speaks mostly in phrases, individual words; many pauses.	Sometimes speaks in complete sentences; several pauses.	Speaks in complete sentences; a couple pauses okay.

***Students must receive at least 10 points to move on**

Possible Points: _____ / 15

Tutor Comments:

Congratulations! Keep going.

You have successfully completed this SDLA and are ready to continue to the next.

Work on this more.

You have not yet mastered this SDLA. It is recommended that you complete it again.

Tutor Signature: _____

Date: _____

