



1. Click printer icon (top right or center bottom).
2. Change "destination"/printer to "Save as PDF."
3. Click "Save."



EC07: Suggestions and Alternatives

Student Name: _____ Student ID Number: _____

Instructor: _____ Level: _____ Date: _____

For media links in this activity, visit [the LLC ESL Tutoring website for Upper Level SDLAs](#). Find your SDLA number to see all the resources to finish your SDLA.

All listening and activities in this SDLA have been adapted from "Step Up 1: Listening, Speaking, and Critical Thinking" with permissions of the authors, Margaret Teske and Peggy Marcy.

Section 1: Introduction

Part 1 Suggestions: The modal verbs "could" and "should" are used to make suggestions.

For example,

Situation: You need a bike to get you around town, but you're broke.

- Suggestion: You could ask your mother for some money.
- Suggestion: You should get a job and save money to buy a bike.

Situation: Mike doesn't understand how to complete his homework.

- Suggestion: He could request his teacher to clarify the directions.
- Suggestion: Mike should ask his classmate to help him.

We also use "would rather" to make suggestions.

For example,

Situation: Everyone is discussing where to go for lunch.

- Suggestion: Wouldn't you rather go to McDonald's?
- Suggestion: We would rather eat at home.



[Listen to the conversation "Going to Fred's Place" for Section 1](#). Mark the expressions that you hear AND add the missing words; pay attention to the verbs. Listen as many times as necessary. (Hint: Only seven of these phrases are used in the conversation.)

____ 1. Could we _____

____ 2. Wouldn't you rather _____

____ 3. Could I _____

____ 4. We should _____, don't you think?

____ 5. Don't you think we _____

____ 6. I'd rather _____





English Self-Directed Learning Activities

Language Learning Center 77-1005, *Passport Rewards*

EC07. Suggestions and Alternatives

- ____ 7. Would you prefer _____
- ____ 8. Diana would rather _____
- ____ 9. Let's _____
- ____ 10. Couldn't you _____
- ____ 11. I'd like to _____

Part 2 Alternative Suggestions: Some of the suggestions above were actually made as alternatives to the first idea. For example, Alan says, "I'll pick you up at 8." But, Susan knows that Alan is very tired from work and school, so she gives another option as a suggestion, "Wouldn't you rather have me drive"? Notice that you can add the explanation for your alternative suggestions either in front or behind your new option.

There are lots of ways to give a different choice.

- That's a good idea, but....
- How about ... instead?
- I'd prefer
- Let's ... then.
- I would rather....
- Wouldn't you...?
- Don't you think
- Maybe we can do that after....
- What if we ... instead?

Label whether the sentences below have an alternative suggestion in them or are just a suggestion. Use "A" for alternative and "S" for suggestion.

- ____ 12. You have a good point, but I'd rather go to the library to study.
- ____ 13. Let's go out to a movie then. We really need to relax.
- ____ 14. Hey, let's go out. That test was super hard.
- ____ 15. Don't you think we should leave a little earlier so we're not late?
- ____ 16. Could we go eat before the movie? I'm starving.
- ____ 17. I'd rather go shopping on Saturday after my homework is done.
- ____ 18. Would you like to study together tonight?





Section 2: Give a Suggestion or Alternative

In the situations below, decide what suggestions and alternatives you can make. Include explanations for your alternatives before or after the alternative. Use expressions from Section 1 Parts 1 and 2.

Situation 1:

Kenji will have a big psychology test tomorrow. You're his friend, and you must do a big reading assignment for biology. What is your suggestion to Kenji?

You: _____

Situation 2:

Claudia's parents are visiting her for the weekend. She's not a very good cook. You and Manuel are her best friends. What are your suggestions?

You: _____

Manuel: _____

Situation 3:

Min and Yong are going out on a date Saturday night. What activity or activities does Min suggest? What does Yong give as an alternative?

Min: _____

Yong: _____

Situation 4:

Aaliyah and Yuki are hungry. What does Aaliyah suggest? What alternative does Yuki give?

Aaliyah: _____

Yuki: _____

Situation 5:

Your best friend suggests that you take an expensive trip together to New York City. What alternative can you give?

You: _____

Situation 6:

Your friend has been calling you long-distance every weekend. You know she has a computer and email. What alternative can you suggest?

You: _____





Section 3: Practice a Conversation

Create a conversation about this weekend. You suggest doing a few things with your friend. Your friend may agree with some or may give some alternatives. **Try to have at least 3 suggestions and 3 alternatives.**

Conversation 1:

You: _____

Friend: _____

You: _____

Friend: _____

You: _____

Friend: _____

You: _____

Friend: _____

You: _____

Friend: _____



Using your cell phone, record yourself and a helper reading the conversation you wrote. Record the conversation twice. First you will read "You" and your helper will read "Friend." The second time both of you will switch roles and you will read "Friend."





Listen to what you recorded with your eyes closed. You should focus on your speaking in both recordings. Can you understand what you said? Which words are difficult to understand? **Write them below.**





Section 4: What Did I Learn?

Complete this table BEFORE meeting with a tutor.

Communication Skill	I can't do this YET. 	I can do this WITH help. 	I can do this WITHOUT help. 	I can TEACH this to a classmate. 
I can make polite suggestions to friends and strangers.				
I can give alternative ideas outside of class.				
I can use the correct suggestions or alternatives for a specific situation.				

Here are some words/phrases I need to practice.

Good job!

Now make an appointment with a tutor on the LLC ESL Tutoring Website

www.mtsac.edu/llc/passportrewards/llctutoring








Section 5: Practice with a Tutor!

Meet with a tutor. Give this paper to the tutor. The tutor will review your work and talk with you.

Grading Rubric

Possible Points	Need Practice  (0-1 Point)	Good Job  (2-3 Points)	Excellent Work  (4-5 Points)
Content	Not enough information provided in responses and often does not use correct vocabulary.	Provides most important information in responses and some of the time uses correct vocabulary.	Provides all necessary information in responses and most of the time uses correct vocabulary.
Skill: Speaking	More than 6 mistakes saying words; needs guessing more than 3 times.	Not more than 5 mistakes saying words; needs guessing on 1-2 words or sentences.	Not more than 2 mistakes saying words; needs no guess about meaning.
Oral Fluency	Speaks mostly in phrases, individual words; many pauses.	Sometimes speaks in complete sentences; several pauses.	Speaks in complete sentences; a couple pauses okay.

*Students must receive at least 10 points to move on

Possible Points: _____ / 15

Tutor Comments

Congratulations! Keep going.

You have successfully completed this SDLA and are ready to continue to the next.

Work on this more.

You have not yet mastered this SDLA. It is recommended that you complete it again.

Tutor Signature: _____

Date: _____

