



1. Click printer icon (top right or center bottom).
2. Change "destination"/printer to "Save as PDF."
3. Click "Save."



EA05: Apartment Shopping

Student Name: _____ Student ID Number: _____

Instructor: _____ Level: _____ Date: _____

For media links in this activity, visit [the LLC ESL Tutoring website for Upper Level SDLAs](#). Find your SDLA number to see all the resources to finish your SDLA.

Section 1: Introduction

It can be difficult to try and find a place to live when you move to a new country, state, or city. There is a lot of new vocabulary that you might need to know. What things are important to you when you rent an apartment? Put these things in order from most important to least important (1 is most important; 7 is least important).



- ___ price
- ___ location to transportation (bus or train)
- ___ apartment facilities (swimming pool, fitness room, laundry room)
- ___ parking space or garage
- ___ location to shopping center
- ___ length of rental contract
- ___ apartment age

Section 2: Asking for Help

You might need someone to help you look for an apartment. It is not easy to ask someone for help and there is more *polite* language you can use when needed.

You Try: [Listen to the three conversations](#) between two friends. When you've finished listening to the conversations, read the three different sentences in Part 1 and then answer the questions in Part 2.

Part 1

Conversations 1-3 Read the requests.

1. Would you come with me to look at apartments?
2. Would you have time to go look at apartments with me?





3. I really would appreciate it if you could come look at apartments with me.

Part 2

- a. Do you feel these requests are the same? _____
- b. Do you think they are different? _____
- c. Which do you think is the **most** polite? _____

Part 3: Useful information:

When you need help with something, there are some questions and expressions you can use to sound more polite. Most of them include the modals **can**, **could** or **would**. All three modals can be used, but “**would**” is used when you want to be a little formal and very polite.

Would: In statements, the modal **would** is used when you want to make a request. For example, when you say, “Would I be able to see the apartment manager?”, you are making a request. You want to know if it is possible to see the apartment manager. Notice that the contraction form is more common than using would.

I **would like** some help moving my furniture. → I’d **like** some help moving my furniture.

She would like to run my credit. → She’d like to run my credit.

We would like to look at apartments this afternoon. → We’d like to look at apartments this afternoon.

They would like to speak to the manager. → They’d like to speak to the manager.

*You can add **please** at the end of a request to sound *more* polite. For example, “Could I have some help moving, **please**?” or “I’d like to speak to the manager, **please**.”

Section 3: Necessary Vocabulary

Part 1:

Go to www.learnersdictionary.com to find the definition for each word below. Think about how each word relates to finding an apartment. Write the definition in your own words below.

- 1. furnished (*adjective*): _____
- 2. steep (*adjective*): _____
- 3. split (*verb*): _____
- 4. utilities (*noun*): _____
- 5. landlord (*noun*): _____
- 6. lease (*noun*): _____
- 7. deposit (*noun*): _____
- 8. wear and tear (*noun*): _____
- 9. tenant (*noun*): _____
- 10. trash (*verb*): _____





Part 2:

Use each **vocabulary word** from **Part 1** in the sentences below. Each word is only used once.

When looking for a new apartment, there are a few things you have to consider. First of all, can you afford the rent? If the price is too _____, consider getting a roommate to _____ the costs. When you consider the cost of an apartment, pay attention to whether _____, like gas and electricity, are included and whether the apartment is _____ or if you'll have to bring your own couch, bed, tables, etc. Be sure to carefully read the terms of the _____ before you sign it because you will be bound to the agreement. Most agreements are for a fixed amount of time—12 months, for example. If you try to move out before that time is up, you may end up owing the _____ a lot of money. Finally, once you get an apartment, be a good _____ and take good care of it! Avoid damaging the walls, floors, or any included appliances or furniture. A certain amount of _____ is pretty normal when renting an apartment, but don't expect to get your _____ back if you _____ the place.

Section 4: Renting an Apartment

Part 1:

Read the list of possible questions you might use while searching for an apartment. Which words are used to make the questions more polite? Write them in the space below.

Apartment Manager (Landlord)

**Person Looking for an apartment
(Potential Tenant)**

- How can I help you?
- Would you like to see the apartment today?
- Can I ask why you're moving from your current residence?
- Is there anything in particular you are looking for?

- Excuse me, are you the manager?
- Could I speak with the manager, please?
- Can I look around?
- Can I look at a furnished apartment?
- I'd like to see an apartment with a balcony, please.
- Would you like to see my references?





Part 2:

Watch the [Section 4 Video](#) to see an example conversation between a landlord and potential tenant. After you finish watching, read another example conversation below.

Conversation 1: Renting a One-Bedroom Apartment

Landlord: Hi, how can I help you today?

Potential Tenant: Hi. I'd like to see a one-bedroom apartment.

Landlord: Ok. Is there anything in particular that you're looking for?

Potential Tenant: Yes, actually I'd like a one-bedroom apartment that's fully furnished. I would also love one that has a balcony with a view.

Landlord: Can I ask why you're moving from your current residence?

Potential Tenant: Sure! I'm moving because my roommate got married and the rent is a little steep for me to pay on my own.

Landlord: Okay, sounds good. To move in, you will need to pay the first and last month's rent plus a security deposit.

Potential Tenant: Thank you so much for your time. I'll be in contact with you soon!

Part 3:

Using the information you've learned so far, create one conversation to rent an apartment. Be as creative as you'd like. Remember to use the new vocabulary and modals for requests.

Conversation 2:

Potential Tenant:

Landlord:

Potential Tenant:

Landlord:

Potential Tenant:





English Self-Directed Learning Activities

Language Learning Center 77-1005, *Passport Rewards*

EA05: Apartment Shopping

Landlord:

Potential Tenant:

Landlord:

Potential Tenant:

Landlord:





Use the space below if you'd like to add more to your conversation.





Section 5: Student Self-Assessment

Complete this table BEFORE meeting with a tutor.

Communication Skill	I can't do this YET. 	I can do this WITH help. 	I can do this WITHOUT help. 	I can TEACH this to a classmate. 
I can recognize the modals needed to make a request while looking for an apartment.				
I can identify and understand some vocabulary related to apartment shopping.				
I can create a conversation to rent an apartment				

Here are some words/phrases I need to practice.

Good Job!

Now make an appointment

with a tutor on the LLC ESL Tutoring Website

(www.mtsac.edu/llc/passportrewards/llctutoring).








Section 6: Practice with a Tutor!

Meet with a tutor, and share this activity with the tutor. You will review this SDLA with the tutor and practice the conversation you wrote in Section 4. You may also ask the tutor any questions that you might have.

Grading Rubric

Possible Points	Need Practice  (0-1 Point)	Good Job  (2-3 Points)	Excellent Work  (4-5 Points)
Content	Not enough information provided in responses and often does not use correct vocabulary.	Provides most important information in responses and some of the time uses correct vocabulary.	Provides all necessary information in responses and most of the time uses correct vocabulary.
Skill: Speaking	More than 6 mistakes saying words; needs guessing more than 3 times.	Not more than 5 mistakes saying words; needs guessing on 1-2 words or sentences.	Not more than 2 mistakes saying words; needs no guess about meaning.
Oral Fluency	Speaks mostly in phrases, individual words; many pauses.	Sometimes speaks in complete sentences; several pauses.	Speaks in complete sentences; a couple pauses okay.

*Students must receive at least 10 points to move on

Possible Points: _____ / 15

Tutor Comments:

Congratulations! Keep going.

You have successfully completed this SDLA and are ready to continue to the next.

Work on this more.

You have not yet mastered this SDLA. It is recommended that you complete it again.

Tutor Signature: _____

Date: _____

