



1. Click printer icon (top right or center bottom).
2. Change "destination"/printer to "Save as PDF."
3. Click "Save."



LLSL33. Parties

Student Name: _____ Student ID Number: _____

Instructor: _____ Level: _____ Date: _____

For media links in this activity, visit [the LLC ESL Tutoring website for Low Level SDLAs](#). Find your SDLA number to see all the resources to finish your SDLA.

Section 1: Introduction

Parties help us celebrate and have fun. There are different kinds of parties for different events and occasions. The two photos below are from a movie. Can you **guess** what kind of party it is? What do you think the people are celebrating?

[Watch the video](#) to see what kind of party this is.



Have you ever had a surprise party? If so, why? _____

What other parties have you had? _____





Section 2: Party Vocabulary

Part 1: Here is a list of different types of parties. Match the parties to their descriptions. If you need help, use www.learnersdictionary.com to find parties you don't know.

- | | |
|-------------------------------------|--|
| ___ 1. potluck party | a) a party of a man or woman before he/she gets married |
| ___ 2. surprise | b) a party on December 31st to celebrate the new year |
| ___ 3. family reunion | c) a party for family who have not been together for a long time |
| ___ 4. party favor | d) To be a person who is entertaining guests at a party or event |
| ___ 5. Halloween party | e) a list of songs to be play at a party or on a device |
| ___ 6. holiday party | f) a party to celebrate moving into a new home |
| ___ 7. New Year's Eve party | g) a party where cocktails/alcoholic drinks are served |
| ___ 8. host | h) a party that is held outdoors for all the people who live in a neighborhood or city block |
| ___ 9. graduation party | i) a celebration for a person's birthday but they don't know about the party |
| ___ 10. housewarming party | j) a party where everyone who is invited brings food to share |
| ___ 11. throw a party | k) a small gift that is given to people at a party |
| ___ 12. bachelor/bachelorette party | l) a party on October 31st to celebrate Halloween often with costumes |
| ___ 13. playlist | m) to ask (someone) to go somewhere or do something |
| ___ 14. cocktail party | n) a party to celebrate a person finishing school |
| ___ 15. invite | o) a party in winter that usually celebrates Christmas |
| ___ 16. guest list | p) to organize a party |





Part 2: Complete the conversation below with vocabulary words from Part 1.

Liz: Hey Angie! How are you?

Angie: Oh, hey Liz! I'm doing okay just thinking if I should _____ for my best friend before she gets married.

Liz: Oh, that's called a _____ party, right?

Angie: Yes, it is. She's getting married in August, so I think I should plan to have it in July.

Liz: That's a great idea! Do you have any idea how many people you want to _____?

Angie: Well she has a lot of friends and family. I will need to meet with her to create a _____ of people she would like to invite. Then, I will get to work immediately on decorations and fun _____ for the guests.

Liz: Yes, there is a lot to do! I _____ my sister's bachelorette party 2 years ago. There was so much to plan. I can help you if you want.

Angie: Really? That would be wonderful!

Liz: Of course. The next things I would recommend planning are the location, food, and music.

Angie: Alright, for _____, I was thinking my place. For food, I think we will have pizza and pasta because she loves Italian food. I have no idea what to do for music.

Liz: Don't worry! I can make a party _____ of fun dancing songs.

Angie: Wow! Thank you so much.

You can [listen to the conversation to check your answers](#). Practice reading the conversation. Practice your pronunciation. The tutor will review this conversation with you.

Section 3: Planning a Party

Part 1: You will throw a party. Use the questions below to help you get ideas for your party.

1. What type of party are you going to throw? Why? _____
2. Where are you going to have the party? _____
3. What are you going to do at the party? _____
4. What time is the party going to start? _____





5. Who are you going to invite to the party? _____

6. Are you going to have food? What kind? _____

Part 2: Make an invitation for your party.

PARTY

.....

on:.....

time:.....

at:.....

.....

.....

RSVP:.....

contact:.....

.....





hope you can help us celebrate!





Section 4: What Did I Learn?

Complete this table BEFORE meeting with a tutor.

Communication Skill	I can't do this yet. 	I can do this with help. 	I can do this without help. 	I can teach this to a classmate. 
I can understand different types of parties.				
I can use common language about parties to discuss them..				
I can plan a party.				

Here are some words/phrases I need to practice.

Good job!




Now go to the [LLC Tutoring Website](#) and make an appointment with a tutor.

Visit the [Virtual LLC](#) at the time of your appointment.

Section 5: Practice with a Tutor!




Meet with a tutor. Give this paper to the tutor. Share this document on your screen. The tutor will review your work and talk with you. The tutor will ask you questions. You will perform the conversation in Section 2 with the tutor. You will also talk about the party that you are going to throw from Section 3.

Grading Rubric

Possible Points	Need Practice  (0-1 Point)	Good Job  (2-3 Points)	Excellent Work  (4-5 Points)
Content	More than 4 errors	3-4 errors	0-2 errors





Possible Points	Need Practice  (0-1 Point)	Good Job  (2-3 Points)	Excellent Work  (4-5 Points)
Skill: Speaking Correctly	More than 4 errors	3-4 errors	0-2 errors
Oral Fluency: Speaking long and smooth	Missing more than 4 words	Misses 1-3 words	0 words missing.

*Students must receive at least 10 points to move on

Possible Points: _____ / 15

Tutor Comments:

Congratulations! Keep going.
You are successful! Choose another SDLA.

Work on this more.
Not finished or needs more practice. Try this again.

Tutor Signature: _____

Date: _____

