



1. Click printer icon (top right or center bottom).
2. Change "destination"/printer to **"Save as PDF."**
3. Click "Save."



LLSL25. Action Idioms

Student Name: _____ Student ID Number: _____


Instructor: _____ Level: _____ Date: _____

For video or audio links, visit [the LLC ESL Tutoring website for Lower Level SDLAs \(https://tinyurl.com/SDLA-Lowerlevels\)](https://tinyurl.com/SDLA-Lowerlevels). Find your SDLA number. Look to the right. Find the right video or audio.

Section 1: Introduction

To understand an idiom, do not look at the meaning of each word. Idioms combine words to mean something different and cultural. We use idioms a lot in everyday English. In this activity, you will learn about common idioms based on actions. Below is an example of an idiom that is used often for school: **Hit the books**.

1. The idiom "hit the books" means to study very hard. **Which picture best represents the idiom "hit the books"? A or B?**



A.



B.

*(Answer is A.)



[Watch the video](#). Watch for the idioms on the next page. **A) Take notes of the meanings.**
B) Match the picture to the idiom.





2. "Pull yourself together" means _____ Picture _____
3. "Freak out" means _____ Picture _____
4. "Drop out of school" means _____ Picture _____
5. "Show one's true colors" means _____ Picture _____
Note: This can be positive. But usually means their true colors were negative.
6. "Out of the blue" means _____ Picture _____



A.



B.



C.



D.



E.





Section 2: Conversation

Read the whole conversation. Then replace the bold words with an idiom from above.

Chinh: Hi Abbad. How are you?

Abbad: Hi Chinh. I'm well, but my parents are **really angry and nervous**.

1. _____

Chinh: Why?

Abbad: My brother **quit school**. He hates **studying hard**.

2. _____ 3. _____

Chinh: Did you know he was thinking about this or was it **a sudden surprise**?

4. _____

Abbad: We had no idea. I guess my brother decided **to show his real personality**.

5. _____

Chinh: Wow!

Abbad: My dad wants to talk with him, but he can't **calm down and speak normally**.

6. _____

Chinh: That's too bad. I hope everything works out!





Section 3: Writing Practice

Write sentences about your life. Write one sentence for each idiom.

7. Write about a time you **freaked out**. (Example: I freaked out when....)

8. Think of something that **happened out of the blue**? (Example: My son surprised me out of the blue for my birthday.)

9. A time when someone **showed their true colors**. (Example: My niece showed her true colors when she didn't thank me for her gift.)

10. Write about something you wanted **to drop out of**, doesn't have to be school. (Example: I wanted to drop out of....)





11. Have you ever had **to pull yourself together**?

12. Were you the type **to hit the books** or **not hit the books**? Why?



**Section 4: What Did I Learn?**

Complete this table BEFORE meeting with a tutor.

Communication Skill	I can't do this YET. 	I can do this WITH help. 	I can do this WITHOUT help. 	I can TEACH this to a classmate. 
I can take notes while watching a video.				
I can replace words with correct idioms.				
I can create new sentences with idioms.				

Here are some words/phrases I need to practice.




Good job!

Now go to the [LLC Tutoring Website](#) and make an appointment with a tutor.

Section 5: Practice with a tutor!

Meet with a tutor. Give this paper to the tutor. The tutor will review your work and talk with you. The tutor will ask you questions. You will practice the conversation you wrote in Section 4.

Grading Rubric

Possible Points	Need Practice  (0-1 Point)	Good Job  (2-3 Points)	Excellent Work  (4-5 Points)
Content	More than 4 errors	3-4 errors	0-2 errors








English Self-Directed Learning Activities

Language Learning Center 77-1005, *Passport Rewards*

LLSL 25. Action Idioms

Possible Points	Need Practice  (0-1 Point)	Good Job  (2-3 Points)	Excellent Work  (4-5 Points)
Skill: Speaking Correctly	More than 4 errors	3-4 errors	0-2 errors
Oral Fluency: Speaking long and smooth	Missing more than 4 words	Misses 1-3 words	0 words missing.

*Students must receive at least 10 points to move on

Possible Points: _____ / 15

Tutor Comments:

☐ **Congratulations! Keep going.**

You are successful! Choose another SDLA.

☐ Work on this more.

Not finished or needs more practice. Try this again.

Tutor Signature: _____

Date: _____

