



1. Click printer icon (top right or center bottom).
2. Change "destination"/printer to "**Save as PDF.**"
3. Click "Save."



## LLSL18. Traffic Accident

Student Name: \_\_\_\_\_ Student ID Number: \_\_\_\_\_

Instructor: \_\_\_\_\_ Level: \_\_\_\_\_ Date: \_\_\_\_\_

For video or audio links, visit [the LLC ESL Tutoring website for Lower Level SDLAs \(https://tinyurl.com/SDLA-Lowerlevels\)](https://tinyurl.com/SDLA-Lowerlevels). Find your SDLA number. Look to the right. Find the right video or audio.

### Section 1: Introduction



Have you had a car accident? If you say yes, you are not alone! Many people have car accidents. People usually have 3 or 4 in their life (Wertheim, 2015). An accident is scary. It is scarier if you do not know what to do. This SDLA will help you be prepared if you are in a car accident.

Here are some new words you will hear about car accidents. Use the **Learner's Dictionary** <http://learnersdictionary.com/> to find the definitions. Make sure you understand what they mean. Also, listen to the word and practice pronunciation. Write the definition and a new example sentence.

#### New Vocabulary

Word	My language	Definition	Example Sentence
1. <b>passenger (n)</b>	<p><i>pasajero</i></p> <p>乘客</p> <p>승객</p> <p>hành khách</p> <p>راكب</p>	<i>A person who is traveling from one place to another in a car, bus, train, ship, airplane, etc. and who is NOT driving.</i>	<i>There were two <b>passengers</b> in the car.</i>
2. <b>collision (n)</b>	<p><i>colisión</i></p> <p>碰撞</p> <p>충돌</p> <p>va chạm</p> <p>تصادم</p>	<i>A crash in which two people or things hit; accident</i>	<i>The car was destroyed in the <b>collision</b>.</i>



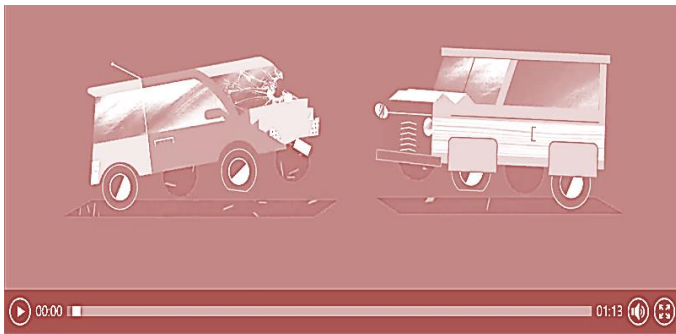


Word	My language	Definition	Example Sentence
3. <i>tow (v)</i>			
4. <i>injured (adj)</i>			
5. <i>emergency (n)</i>			
6. <i>witness (n)</i>			
7. <i>insurance agent (n)</i>			
8. <i>fault (n)</i>			
9. <i>exchange (v)</i>			





Word	My language	Definition	Example Sentence
10. <i>exit (v)</i>			
11. <i>lawsuit (n)</i>			



**Do you know what to do if you are in a car accident?**

[Listen to the news report](#) about what to do in a car accident. After you finish listening, complete the list below with the steps you should take when in a car accident.

**What to do in a car accident:**

1. What is step 1? Check for \_\_\_\_\_.
  - a. Ask if everyone is \_\_\_\_\_.
  - b. Call \_\_\_\_\_ if they need \_\_\_\_\_ assistance .
2. Step 2 is move to \_\_\_\_\_.
  - a. If damages are \_\_\_\_\_ get your car to a \_\_\_\_\_ zone.
  - b. Do not \_\_\_\_\_ the scene.
3. Step 3 is don't admit \_\_\_\_\_.
4. Step 4 is \_\_\_\_\_ the \_\_\_\_\_.
5. Step 6 is document and \_\_\_\_\_ information.
6. What do you exchange?
  - a. \_\_\_\_\_
  - b. \_\_\_\_\_ information






c. \_\_\_\_\_ report number

7. Step 7 is get home \_\_\_\_\_ even if you have to request a \_\_\_\_\_ share.

8. It is also good to take pictures or video of the accident.

## Section 2: Police Report



- ❖ If a police officer comes to the accident, they will usually file a police report.
- ❖ If no police officer comes to the accident, you should file a police report yourself at the police station or DMV (Department of Motor Vehicles)

### Why should I file a report?

The police report can have important information for your car insurance company. And, it can help protect you in the event of a lawsuit.

### What should I include in my report?

You want to make your police report with many details. You should take notes and photos to help you remember. You will need to include:

- Description of what happened
- Number of passengers in the other driver's car
- Driver's name and insurance information
- Names of witnesses -- if possible, record their description of the accident using your cell phone
- Damage to your vehicles
- Injuries to yourself or your passengers

*Adapted from: [www.dmv.org](http://www.dmv.org)*





### Section 3: An Accident

**Read the short story** below about Johnathan's car accident. As you read, think about the following questions: What did Johnathan do correctly? What did he not do, or what did he not do correctly? Write the answers to these questions in the chart below.



Jonathan got in a car accident on the freeway yesterday. It was a small accident, and he immediately stopped his car in the middle of the street. He grabbed his insurance information, cell phone, and paper and a pen. When he got out of his car, he looked at the front of his car, and there was a big dent. Then, he walked over to the other car in the accident. He said, "Hi, I'm *so sorry* about this. It's my fault." Jonathan gave his insurance card to the other driver. Jonathan wrote down the other driver's name and phone number. They shook hands, and Johnathan got back in his car and drove away. He called his insurance company when he got home.



**dent**



**shake hands** (past tense = shook hands)





 What <u>did</u> he do correctly?	What <u>didn't</u> he do correctly? 

### Section 4: What Did I Learn?

Complete this table BEFORE meeting with a tutor.





Communication Skill	I can't do this YET. 	I can do this WITH help. 	I can do this WITHOUT help. 	I can TEACH this to a classmate. 
I can use common vocabulary for talking about a traffic accident.				
I can explain the steps to take after a car accident.				
I can understand what to include in a police report of a car accident.				

Here are some words/phrases I need to practice.

**Good job!**

Now go to the [LLC Tutoring Website](#) and make an appointment with a tutor.

### Section 5: Practice with a tutor!

Meet with a tutor. Give this paper to the tutor. The tutor will review your work and talk with you. The tutor will ask you questions.




**Discussion Questions:** You will talk about the questions below with a tutor. Be sure to read the questions before and think about your answer so you are prepared to talk.

1. Did you have a car accident before? What happened? How did you feel?
2. What should you do if you are in a car accident?
3. Do you handle car accidents in your native country the same way we handle them here?
4. What are some activities you should avoid when driving because they increase the possibility of getting in an accident?





**Grading Rubric**

Possible Points	Need Practice  (0-1 Point)	Good Job  (2-3 Points)	Excellent Work  (4-5 Points)
<b>Content</b>	More than 4 errors	3-4 errors	0-2 errors
<b>Skill: Speaking Correctly</b>	More than 4 errors	3-4 errors	0-2 errors
<b>Oral Fluency: Speaking long and smooth</b>	Missing more than 4 words	Misses 1-3 words	0 words missing.

\*Students must receive at least 10 points to move on

Possible Points: \_\_\_\_\_ / 15

**Tutor Comments:**

☐ **Congratulations! Keep going.**

You are successful! Choose another SDLA.

☐ **Work on this more.**

Not finished or needs more practice. Try this again.

Tutor Signature: \_\_\_\_\_

Date: \_\_\_\_\_

