



1. Click printer icon (top right or center bottom).
2. Change "destination"/printer to "**Save as PDF.**"
3. Click "Save."



LLSL5. Describe a Person

Student Name: _____ Student ID Number: _____

Instructor: _____ Level: _____ Date: _____

For video or audio links, visit [the LLC ESL Tutoring website for Lower Level SDLAs](#). Find your SDLA number. Look to the right. Find the right video or audio.

Section 1: Vocabulary

Look at these words. All of these words are adjectives. Adjectives describe people, places, and things. Look up words you do not know.

Part 1: Mark the adjectives that describe **you**.

"I am....."

handsome old serious Hispanic
smart African short
pretty tall Asian
Middle-Eastern funny happy European

Part 2: Add three more adjectives below to describe you. [Get more adjectives](#).

1 _____ 2 _____ 3 _____

Section 2: What is an Adjective

An adjective is a word that describes a noun (a person, place or a thing). An adjective can describe a noun's *look, sound, smell, feeling/emotion, size, color, etc.*

Usually in English, the **adjective** comes before the **noun**.





Example A: *I see a **large** fish.*

4. What is the adjective in Example A? _____

5. What noun is the adjective describing? _____

Adjectives also come **after** the verb “be” (is, am, are) and describe the **subject** of the sentence.

Example B: *John **is** **happy**.*

6. What is the adjective in Example B? _____

7. What noun is the adjective describing? _____ This noun is the subject.

Section 3: Practice

Below, you can see some adjectives and their **opposite**. Choose the adjective in the picture. Then write 2 short sentences for each.

Example:

- a. tall
- b. short



Sentence 1: The man is tall.

Sentence 2: He is a tall man.

1.

- a. fat
- b. thin



Sentence 1.1 _____

Sentence 1.2 _____

2.

- a. pretty
- b. ugly



Sentence 2.1 _____

Sentence 2.2 _____

3.

- a. silly
- b. serious



Sentence 3.1 _____

Sentence 3.2 _____





English Self-Directed Learning Activities

Language Learning Center 77-1005, *Passport Rewards*

LLSL5. Describe a Person

4.

- a. smart
- b. dumb



5.

- a. young
- b. old



Sentence 4.1 _____

Sentence 5.1 _____

Sentence 4.2 _____

Sentence 5.2 _____

Section 4: Hair & Body Parts

Use adjectives to describe a **part** of the body (hair, eyes, nose, mouth, hands etc.). Usually use **"have"** + **adjective** + **noun**.



Example: The woman has **brown** hair.



Example: The man has a **large** nose.

Choose any adjective to fill in the blanks. For sentences 3 and 4, fill in all the blanks.



1. The man has _____ eyes.



2. The woman has _____ hair.



3. The baby has _____ .



4. The dog _____ .

Revised on 3/9/2022





Section 5: Describing a Person

Write 4 sentences describing each picture. Use **different** adjectives in all 8 sentences. [Get more adjectives.](#)



Person A

1. _____
2. _____
3. _____
4. _____







Person B

5. _____
6. _____
7. _____
8. _____



**Section 6: What Did I Learn?**

Complete this table BEFORE meeting with a tutor.

Communication Skill	I can't do this YET. 	I can do this WITH help. 	I can do this WITHOUT help. 	I can TEACH this to a classmate. 
I understand adjectives describe a noun.				
I can write correct sentences about parts of the body.				
I can describe a person using many adjectives.				

Here are some words/phrases I need to practice.

Good Job!

Now make an appointment

with a tutor on the LLC ESL Tutoring Website

(www.mtsac.edu/llc/passportrewards/llctutoring).

Section 7: Practice with a tutor!




Meet with a tutor. Give this paper to the tutor. The tutor will review your work and talk with you.

With a Tutor, Part 1: Bring a picture of a person to the tutor appointment. It can be a picture in your phone. It can be of family or friends. Or it can be a famous person, like a singer or actor. Describe the person to the tutor using adjectives.





Grading Rubric

Possible Points	Need Practice  (0-1 Point)	Good Job  (2-3 Points)	Excellent Work  (4-5 Points)
Content	More than 4 errors	3-4 errors	0-2 errors
Skill: Speaking Correctly	More than 4 errors	3-4 errors	0-2 errors
Oral Fluency: Speaking long and smooth	Missing more than 4 words	Misses 1-3 words	0 words missing.

*Students must receive at least 10 points to move on

Possible Points: _____ / 15

Tutor Comments:

☐ **Congratulations! Keep going.**

You are successful! Choose another SDLA.

☐ **Work on this more.**

Not finished or needs more practice. Try this again.

Tutor Signature: _____

Date: _____

