



1. Click printer icon (top right or center bottom).
2. Change "destination"/printer to "Save as PDF."
3. Click "Save."



LLRW4. Emergencies

Student Name: _____ Student ID Number: _____

Instructor: _____ Level: _____ Date: _____

For media links in this activity, visit [the LLC ESL Tutoring website for Low Level SDLAs](#). Find your SDLA number to see all the resources to finish your SDLA.

Section 1: Responding to Emergencies

For emergencies, call 911 and ask for help. You need different things for different emergencies. For example, if a man is having a heart attack, you need to call 911 and ask for the paramedics or an ambulance. Review what you can ask for when calling 911.



An ambulance



Fire fighters



A police officer

Video Activity

[Watch the following video](#)

about what to do in an emergency.

After the video, answer the questions on the next page.





Review Questions from Video

1. What should you do in an emergency?

_____ 9-1-1.

2. If you cannot call 911, what should you do?

Shout (yell), “ _____! Call _____!”

3. Have you ever been in an emergency situation? What happened?

Vocabulary

Match the words with the pictures.

Mugged

Dial

CPR

Emergency responder



1. _____ 2. _____ 3. _____ 4. _____





Section 2: How to Respond to an Emergency

For each emergency below, you need to dial 911. You also need to ask for an ambulance, fire fighters, or a police officer. Answer the questions for each picture. Use the words in the boxes below. You can look up new words in the Learner's Dictionary.

Burglary

Heart Attack

Car Accident

House Fire



What is the emergency? _____

Who do you call? _____

What do you need? (Check ✓ one or more.)

- An ambulance Fire Fighters A police officer



What is the emergency? _____

Who do you call? _____

What do you need? (Check ✓ one or more.)

- An ambulance Fire Fighters A police officer



What is the emergency? _____

Who do you call? _____

What do you need? (Check ✓ one or more.)

- An ambulance Fire Fighters A police officer



What is the emergency? _____

Who do you call? _____

What do you need? (Check ✓ one or more.)

- An ambulance Fire Fighters A police officer

Adapted from: http://www.tinkerbellechime.com/EL_Civics_Emergencies/EL_Civics_Emergencies.html









Section 3: Should and Shouldn't

Part 1: There are things you should and shouldn't do during an emergency. Look at the first example, and write two things you should and shouldn't do for the other emergencies.

If you aren't sure, that's ok. You will discuss your answers with the tutor.

What do you do?





Emergencies	Should	Shouldn't
<p>A woman fell down the stairs.</p> 	<p>You should call 911. You should ask for paramedics.</p>	<p>You shouldn't move her. You shouldn't leave her alone.</p>
<p>A man is choking on food at a restaurant.</p> 		
<p>A child drank poison.</p> 		
<p>You see a car accident.</p> 		





Section 4: Student Self-Assessment

Complete this table BEFORE meeting with a tutor.

Communication Skill	I can't do this YET. 	I can do this WITH help. 	I can do this WITHOUT help. 	I can TEACH this to a classmate. 
I can explain how to call 911.				
I can identify what service I need in different emergencies.				
I know what I should do and should not during different emergencies.				

Here are some words/phrases I need to practice.

Empty rectangular box for writing practice words/phrases.

Good job!

Now go to the [LLC Tutoring Website](#) and make an appointment with a tutor.

Visit the [Virtual LLC](#) at the time of your appointment.

Section 5: Practice with a Tutor!

Meet with a tutor. Share this activity with the tutor. You will have a discussion with the tutor about what you should and shouldn't do in emergencies (Section 3). You may also ask the tutor any questions that you might have.








English Self-Directed Learning Activities

Language Learning Center 77-1005, *Passport Rewards*

LLRW04: Emergencies

Grading Rubric

Possible Points	Need Practice  (0-1 Point)	Good Job  (2-3 Points)	Excellent Work  (4-5 Points)
Content	More than 4 errors	3-4 errors	0-2 errors
Skill: Writing Correctly	More than 4 errors	3-4 errors	0-2 errors
Fluency: Sentences long and smooth	Missing more than 4 words	Misses 1-3 words	0 words missing.

*Students must receive at least 10 points to move on

Possible Points: _____ / 15

Tutor Comments:

Congratulations! Keep going.
You are successful! Choose another SDLA.

Work on this more.
Not finished or needs more practice. Try this again.

Tutor Signature: _____

Date: _____

