

Foundations and Pre-Level 1 PL3: Family Tree

Student Name: _____ Student ID Number: _____

Instructor: _____ Level: _____ Date: _____

Section 1: Family Tree

Directions: First, watch this video about a family tree: <https://tinyurl.com/eslfamtree>. Listen and repeat all of the sentences. Now, use the word list. Spell the words. Then, draw a line to the correct picture.

Grandmother(Grandma)

Uncle

~~Grandfather~~(Grandpa)

Brother

Cousins

Sister

Father(Dad)

Aunt

Mother (Mom)



Emily's Family

1. Grandfather

2. G _____

3. F _____

4. M _____

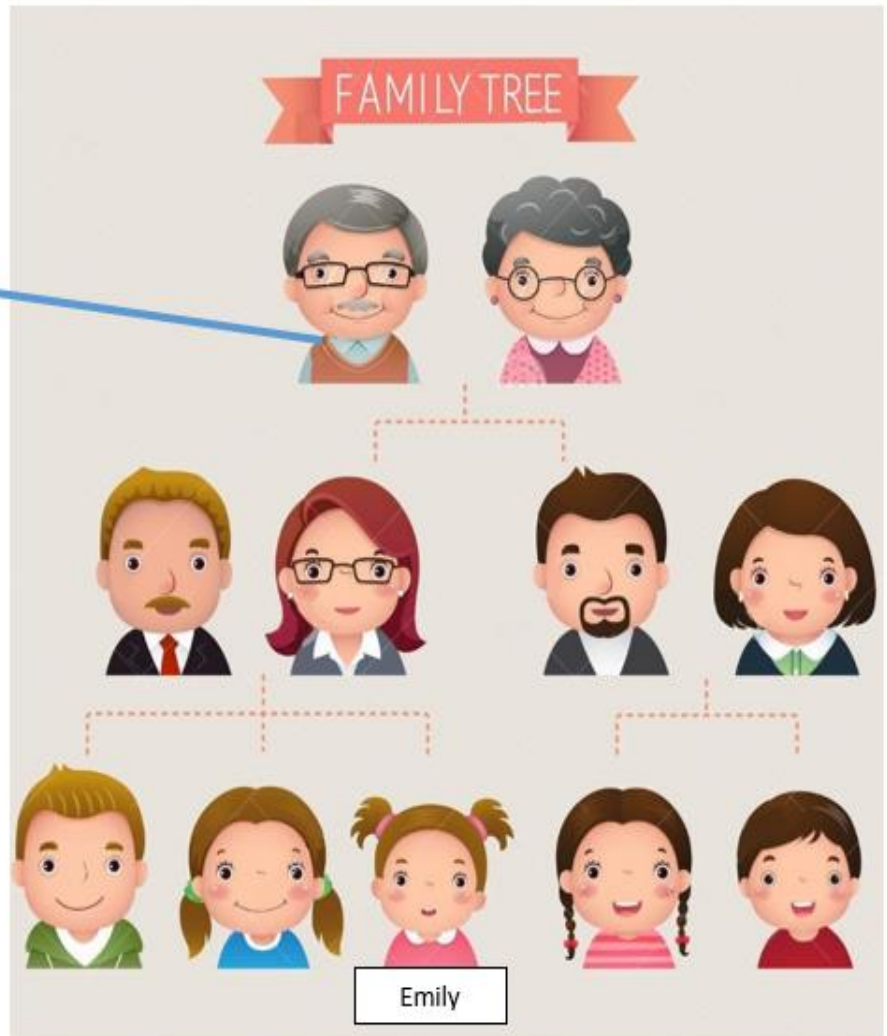
5. U _____

6. A _____

7. B _____

8. S _____

9. C _____



Section 2: Answering Questions

Directions: Look at the picture and answer the questions.

Question

Answer

1. Who is she?



She is _____.

2. Who is he?



He is Emily's _____.

3. Who is she?



She is Emily's _____.

4. Who is she?



She is Emily's _____.

5. Who are they?



They are Emily's _____ and _____.

They are Emily's **grandparents**. **new word*

6. Who are they?



They are Emily's _____ and _____.

They are Emily's **parents**. **new word*


7. Who are they?



They are Emily's _____ and _____.

Section 3: More Family Vocabulary

Directions: Look at the picture and answer the questions.



1. Hank is Emily's father. Emily is Hank's daughter *new word.

2. Gloria is Todd's mother. Todd is Gloria's son *new word.

3. Hank and Gloria are Emily's parents (mother and father).

Hank is Gloria's husband *new word. Gloria is Hank's wife *new word.

4. Mark is Stephanie's uncle. Stephanie is Mark's niece *new word.

5. Susan is Todd's uncle. Todd is Susan's nephew *new word.

- 6. Todd is Alex's _____.
- 7. Gloria is Jordan's _____.
- 8. Elsa is Stephanie's _____.
- 9. Mark is Susan's _____.
- 10. Jordan is Susan's _____.
- 11. Gloria is Mark's _____.
- Mark is Gloria's _____.
- 12. Alex is Hank's _____.

Now, listen to the sentences: <https://tinyurl.com/famvocablist> repeat and check your answers.

Section 4: *Male or Female*

Directions: Write each word from the list under the columns for *Male, female, or both.*

grandma, grandpa, niece, parents, grandparents, nephew, aunt, uncle, wife, husband,
daughter, son, sister, brother, cousin



Male



Female



Both

Section 4: **FEEDBACK**

Did you do a good job? Circle a face.



Very Good



Good



Okay



Bad



Very Bad



Good job! Now make an appointment with a tutor.
The tutor will call your name when he/she is ready.

Section 5: Practice with a Tutor!

Meet with a tutor. Give this paper to the tutor. The tutor will review your work and do dictations with you.




Dictation 1: Listen to each word or words. Write the word or words you hear.

1. _____
2. _____
3. _____
4. _____
5. _____

Dictation 2: Write the sentences you hear on the lines below.

1. _____
2. _____
3. _____

Rubric for Pre-Level 1

Area of Focus	Need Practice  (1 Point)	Good Job  (3 Points)	Excellent Work  (5 Points)
Skill: Spelling	More than 4 errors	3-4 errors	0-2 errors
Skill: Capitalization and Punctuation	More than 4 errors	3-4 errors	0-2 errors
Skill: Dictation Accuracy	Missing more than 4 words	Misses 1-3 words	0 words missing.

Total points: ___ /15

Tutor Recommendations:

***Students must receive at least 10 points to move on.**

Congratulations! Move on

Student has successfully completed this SDLA and is ready to continue to the next.

Repeat

Student hasn't yet mastered this SDLA. It is recommended that the student complete it again.

Tutor Signature: _____ **Date:** _____