

Foundations and Pre-Level 1

PL1: Numbers

Student Name: _____ Student ID Number: _____

Instructor: _____ Level: _____ Date: _____

Section 1a: Listening to Numbers

Listen  to the audio at: <https://tinyurl.com/llcnumb1a> and choose the correct answers.

- | | | | | | |
|--------|-----|---------|------|----------|------|
| 1) 12 | 22 | 5) 909 | 714 | 9) 15 | 50 |
| 2) 34 | 84 | 6) 274 | 285 | 10) 17 | 7 |
| 3) 79 | 56 | 7) 4580 | 5413 | 11) 626 | 316 |
| 4) 314 | 418 | 8) 1005 | 2017 | 12) 5010 | 5235 |

Section 1b: Spelling Numbers

Directions: Spell the numbers below.

Number	Spelling	Number	Spelling
60	_____	7	_____
8	_____	5	_____
24	_____ - _____	50	_____
83	_____ - _____	14	_____
71	_____ - _____	45	_____ - _____
19	_____	99	_____ - _____
100	_____ _____	11	_____
10	_____	33	_____ - _____
12	_____	13	_____

Number	Spelling	Number	Spelling
15	_____	0	_____

Section 2: Matching

Directions: Match the correct numbers below.

<p>22</p> <p>133</p> <p>51</p> <p>49</p> <p>3</p> <p>4</p> <p>60</p> <p>111</p> <p>70</p> <p>41</p> <p>32</p> <p>13</p> <p>14</p> <p>61</p> <p>59</p> <p>110</p>	<p>Sixty</p> <p>One-hundred ten</p> <p>Fifty-one</p> <p>Seventy</p> <p>Thirteen</p> <p>Three</p> <p>Sixty-one</p> <p>Twenty-two</p> <p>Thirty-two</p> <p>One-hundred eleven</p> <p>Fourteen</p> <p>One-hundred thirty-three</p> <p>Forty-one</p> <p>Four</p> <p>Fifty-nine</p> <p>Forty-nine</p>
--	--

Section 3: Unscramble

Directions: Write the correct numbers below. Unscramble the letters for the answer.

Example: Neo → One

- 1. Yvsteen → _____
- 2. Evihyfitrt → _____

- 3. Renofetu → _____
- 4. Venestene → _____

5. Geytwothi → _____


8. Tixyxisis → _____

6. Tonteyewn → _____

9. Weltev → _____

7. Tiffowty → _____

10. Teniformy → _____

 Section 4: Dictation

A. Listen  to the audio at: <https://tinyurl.com/lcnumb1> and *spell*  the numbers below.

1. _____

6. _____ - _____

2. _____

7. _____ - _____

3. _____

8. _____ - _____

4. _____

9. _____ - _____

5. _____ - _____

10. _____

B. Listen  to the audio at: <https://tinyurl.com/lcnumb> and *write*  the numbers.

1. Nancy is _____ years old.

5. Her sister is _____ years old.

2. Nancy's son is _____ years old.

6. Her sister's husband is _____ years old.

3. Her father is _____ years old.

7. Her niece is _____ years old.

4. Her mother is _____ years old.

8. Nancy's friend is _____ years old.

Section 5: **FEEDBACK**

Did you do a good job? Circle a face.



Very Good



Good



Okay



Bad



Very Bad



Good job! Now make an appointment with a tutor.
 The tutor will call your name when he/she is ready.

Section 6: Practice with a Tutor!

Meet with a tutor. Give this paper to the tutor. The tutor will review your work and do dictations with you.




Dictation 1: Listen to each word or words. Spell the word or words you hear.

1. _____
2. _____
3. _____
4. _____
5. _____

Dictation 2: Write the sentences you hear on the lines below.

1. _____
2. _____
3. _____

Rubric for Pre-Level 1

Area of Focus	Need Practice  (1 Point)	Good Job  (3 Points)	Excellent Work  (5 Points)
Skill: Spelling	More than 4 errors	3-4 errors	0-2 errors
Skill: Capitalization and Punctuation	More than 4 errors	3-4 errors	0-2 errors
Skill: Dictation Accuracy	Missing more than 4 words	Misses 1-3 words	0 words missing.

Total points: ___ /15

Tutor Recommendations:

***Students must receive at least 10 points to move on.**

Congratulations! Move on

Student has successfully completed this SDLA and is ready to continue to the next.

Repeat

Student hasn't yet mastered this SDLA. It is recommended that the student complete it again.

Tutor Signature: _____ **Date:** _____