

Foundations and Pre-Level 1 PL10: Kitchen


Student Name: _____ Student ID Number: _____

Instructor: _____ Level: _____ Date: _____

Section 1: Kitchen Words

1) Listen  to the audio here: <https://tinyurl.com/pl6kitchen>. Repeat  and point. 

2) Next, say and record   the words below on your cell phone .



Section 2: Spelling Kitchen Words

Directions: Look at the picture and spell the word. (Try to remember the spelling. Do not look at the answers.)



1. What is this?

This is a _____.



2. What is this?

This is a _____.



3. What is this?

This is a _____.



4. What is this?


This is a _____.

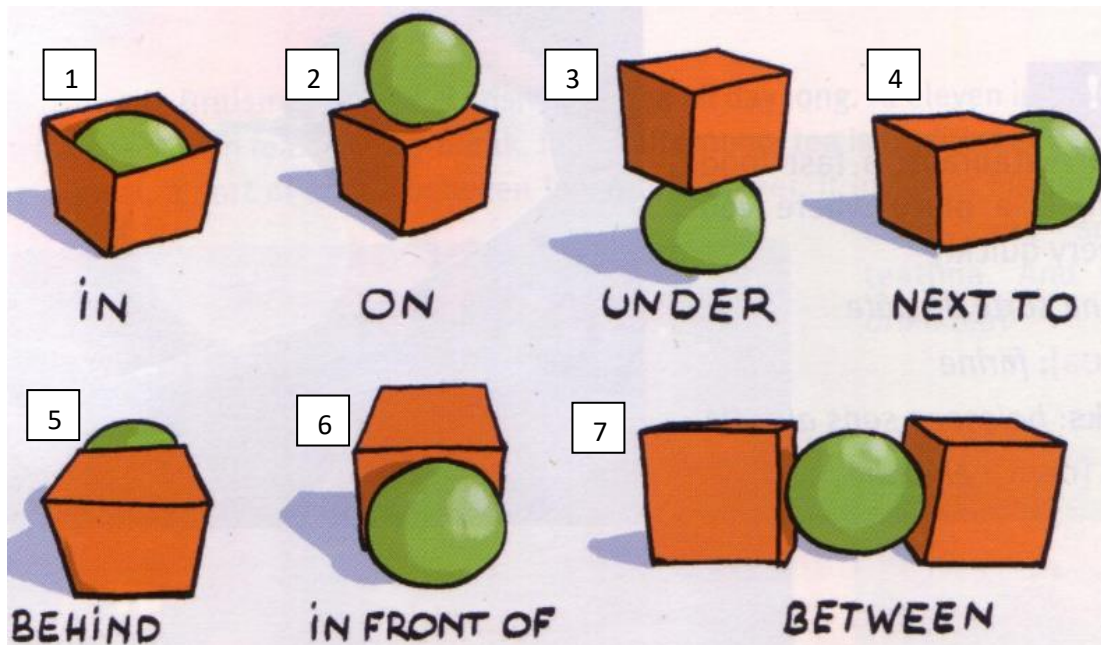


5. What is this?

This is a _____.

Section 3a: Prepositions

- 1) Listen  to the audio here: <https://tinyurl.com/inkitchen> and *repeat*.



Section 3b: Answering Questions

Directions: Look at the numbers and answer the questions. Where is the ball? Find the number in the picture above. Put the missing preposition in the correct sentence.

1. The ball is _____ the box.
2. The ball is _____ the box.
3. The ball is _____ the box.
4. The ball is _____ the box.
5. The ball is _____ the box.
6. The ball is _____ the box.
7. The ball is _____ the boxes.

Section 3a: Answering Questions

Directions: Look at the picture and answer the questions. Use the correct preposition for each question.



1. Where is the silverware?

The silverware is _____ the napkin.



2. Where is the garbage disposal?

The garbage disposal is _____ the sink.



3. Where is the food?

The food is _____ the freezer.



4. Where are the dishes?

The dishes are _____ the dish rack.



5. Where is the spice rack?

The spice rack is _____ the counter-top.

Section 3b: Answering Questions

Directions: Look at the picture. Answer the questions below. Use complete sentences to answer the questions.

**Example:**

Question: Where are the eggs?

Answer: The eggs are in the refrigerator.

Question 1: Where is the teakettle?

Answer: _____

Question 2: Where are the dishes?

Answer: _____

Question 3: Where is the mug?

Answer: _____

Question 4: Where is the plate?

Answer: _____

Section 5a: Listen and Write - Words

Directions: Listen  to the words and write  : <https://tinyurl.com/section5a> (Try to remember the spelling, and do not look at the answers.)

- 1. _____
- 2. _____
- 3. _____
- 4. _____
- 5. _____

Section 5b: Listen and Write - Sentences

Directions: Listen  to the sentences and write  : <https://tinyurl.com/section5b> (Try to remember the spelling, and do not look at the answers.)

- 1. _____

- 2. _____

Section 6: **FEEDBACK**

Did you do a good job? Circle a face.






Good job! Now make an appointment with a tutor.

The tutor will call your name when he/she is ready.

Section 7: Practice with a Tutor!

Meet with a tutor. Give this paper to the tutor. The tutor will review your work with you.

Rubric for Pre-Level 1

Area of Focus	Need Practice  (1 Point)	Good Job  (3 Points)	Excellent Work  (5 Points)
Skill: Spelling	More than 4 errors	3-4 errors	0-2 errors
Skill: Capitalization and Punctuation	More than 4 errors	3-4 errors	0-2 errors
Skill: Dictation Accuracy	Missing more than 4 words	Misses 1-3 words	0 words missing.

Total points: ___ /15

Tutor Recommendations:

*Students must receive at least 10 points to move on.

Congratulations! Move on

Student has successfully completed this SDLA and is ready to continue to the next.

Repeat

Student hasn't yet mastered this SDLA. It is recommended that the student complete it again.

Tutor Signature: _____

Date: _____