

1. Save the form to your computer BEFORE completing it.
2. Type answers in the blue boxes.



LPI4. Clothing

Pair

STOP! Before you begin this activity, open and follow recording instructions [here](#).

Partner A: _____

Partner B: _____

Student ID: _____

Student ID: _____

Instructor: _____

Instructor: _____

Language: _____

Language: _____

Level: _____ Date: _____

Level: _____ Date: _____

WAIT! If you have not learned colors in your target language yet, you may want to complete LP9 before you complete LP14.

Section I: Vocabulary Mastery

Instructions: Write the translation of the following words and phrases into your target language. Try to use your book and your partner before using other materials or the internet. In the third column, draw a picture, write a note to yourself or put some kind of pronunciation guide for the target language. Use the third column to help remember your target language.

Vocabulary	Translation	Notes/Pictures/Pronunciation Guide (anything to help you)
1. wear (verb)		
2. brand		
3. dress shirt		
4. shirt		
5. shoes		
6. high heels		



Vocabulary	Translation	Notes/Pictures/Pronunciation Guide (anything to help you)
7. pants		
8. skirt		
9. blouse		
10. suit		
11. sneakers		
12. pajamas		
13. dress		
14. hat		
15. ring		
16. necklace		
17. earrings		
18. scarfs		
19. tie		
20. belt		
21. jeans		
22. solid color		
23. striped		
24. plaid		
25. checkered		



Section 2: Question and Sentence Translation

Instructions: Translate the following questions and sentences. Try to use your book and your partner before using other materials or the internet.

1. I like to wear different brands.

2. I have three suits.

3. She is wearing a blue and grey striped dress.

4. He is wearing a dress shirt, a tie, and shoes.

5. His pants are striped, and his shirt is plaid.

6. People don't wear pajamas to school.

7. What kind of clothes do you like to wear?

8. How many dresses do you have?







9. What is Jenna wearing today?

10. What color is his shirt?

11. Do you often wear high heels?

**Section 3: What Do I Wear?**

Instructions: Hector and his friends have places to be. If they are going out, what should they wear? Use adjectives (colors, brands, checkered, striped, etc.) to describe each article of clothing. You and your partner will take turns and complete the table below in the **target language**. Refer to the examples below.

Place	Hector	Mark	Irene
School 	<i>blue jeans, white t-shirt, Converse sneakers</i>		
Birthday dinner 			
Wedding 		<i>blue suit, purple tie, lavender dress shirt, checkered suspenders</i>	
Kanye concert 			<i>black hat, black pants, white and grey plaid shirt</i>
Disneyland® 			
Airplane 			



Section 4: Creating a Dialogue

Instructions: You and your partner will choose a celebrity and talk about their clothing. Use Google image search, Snapchat, Instagram, Twitter, etc. to find images of the celebrity's outfits. Take turns asking questions and giving answers. Write your conversation here.

Speaker 1:

Speaker 2:

Speaker 1:

Speaker 2:

Speaker 1:

Speaker 2:

Speaker 1:

Speaker 2:

Section 5: Perform Your Dialogue

Instructions: Perform the dialogue you created with your partner. Make sure you do not end your Zoom meeting until you have performed your dialogue with your partner.

Revised on 3/25/2020