



## ENROLL ON YOUR SCHEDULE

### **Classified, Auxiliary, Confidential, Management, Executive Management & Board of Trustees Employees**

With AFenroll, you can learn about your available benefits and enroll anytime, anywhere. It also provides benefits overview videos and FAQs to help you select the coverage that meets your individual needs.

Your enrollment dates:





**July 1st, 2023 - August 6th, 2023**

### Get Started

- 1 Visit [afenroll.com/enroll](https://afenroll.com/enroll)**  
Compatible browsers: Safari, Edge, and Chrome.
- 2 Enter your User ID:**  
This is your Social Security Number.
- 3 Enter your PIN:**  
This is the last four digits of your SSN and last two digits of your birth year. (For example, for SSN XXX-XX-6789 and birth year 1974, you would type in 678974).
- 4 Two-Factor Authentication**  
American Fidelity has implemented two-factor authentication to add an extra layer of security to your enrollment experience. You will be prompted to select either an email address or a mobile phone number to receive a verification code. Once that code is received, you will input it into the prompt in AFenroll to verify your account.

- 5 Click the Log in button**

### Tips

-  **Things to Know:**  
Social Security numbers and dates of birth are required for all employees and their dependents.
-  **Choose Benefits:**  
Review your benefits options to help ensure you have the proper coverage and opt out of those you do not need.
-  **Make Changes:**  
Log in to AFenroll to make changes at any time during your enrollment period. **Before you log out, you must re-confirm with your PIN or your enrollment will not be valid.**
-  **Print/Save Benefit Confirmation:**  
Sign your Benefit Confirmation/Deduction Authorization Form using your PIN as your electronic signature.

## Preparation is Key

We know your time is valuable, so make sure to review this important information before your enrollment.

### Benefits Education

- Watch for group meeting announcements
- Reach out to your American Fidelity account manager

### What You Need

- Driver's license
- Bank account information (if signing up for direct deposit)
- Spouse and children's dates of birth and SSNs
- Beneficiary information (and, if a trust, the full name and date of trust)

### Important Items to Review

- Beneficiaries/Dependents
- Available benefits options, including plans you may keep even if you change jobs or retire

**Scan here to schedule your appointment:**



To make a virtual appointment with an American Fidelity Representative, click the link below to locate a specific date and time that will work for you: <https://enroll.americanfidelity.com/65A8BCFC> or you may call 1-800-365-9180, ext. 0.

**If you have questions or need help during the online enrollment process, contact your benefits department.**

#### Wildomar Branch Office

American Fidelity  
36310 Inland Valley Dr., Ste 100  
Wildomar, CA 92595  
800-365-9180 ext 0



Watch a Tutorial  
[americanfidelity.com/howtoenroll](https://americanfidelity.com/howtoenroll)