

Welcome to the Mt. SAC School of Continuing Education (SCE) Online Orientation!

Here are some directions to help you access the SCE Online Orientation. The orientation will provide you with information related to your SCE program, support services, and the general campus. We want you to get the most out of your SCE experience and we are here to help!

The orientation will take approximately 30 to 45 minutes to complete.

Online Orientation Features:


- It is accessible through mobile, tablet, and computer devices.
- If you must take a break during the orientation, you can pick up where you left off.
- The Online Orientation is available in English, Mandarin and Spanish. *Please note that once you start in one language you cannot switch, or you will have to start all over again.*

How to Begin:

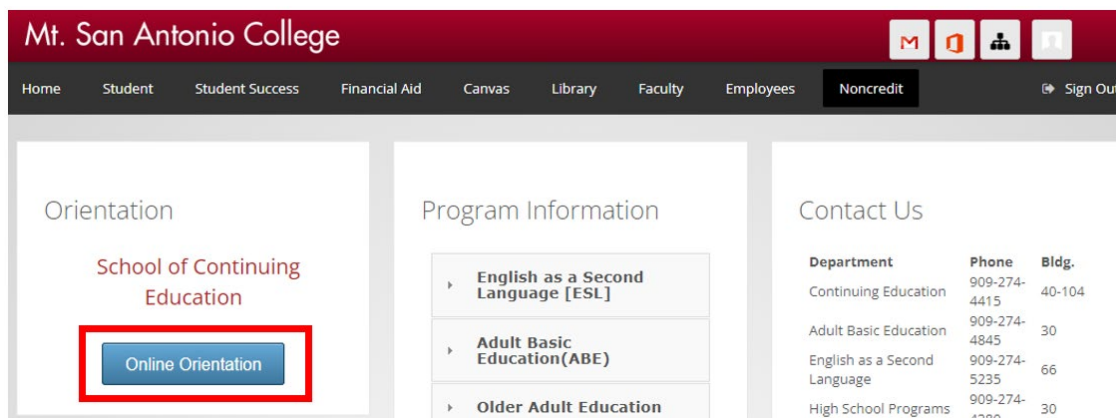
1. Sign-in to the Mt. SAC Portal (inside.mtsac.edu)

- If this is your first time signing in, you will need to reset your password. To reset your password:
 - You will first need to select “forgot password” on the login screen
 - Enter your username (we will email your username when your registration is completed)
 - A password reset email will be sent to the email address you used for registration
 - If you get an error message, contact the Helpdesk at (909) 274-4357 for assistance

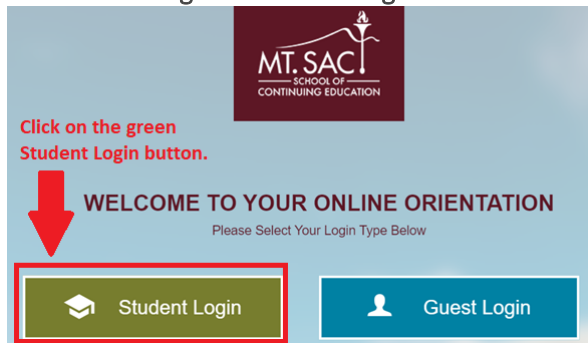
2. Click on the Noncredit tab



3. Click on the SCE Online Orientation button



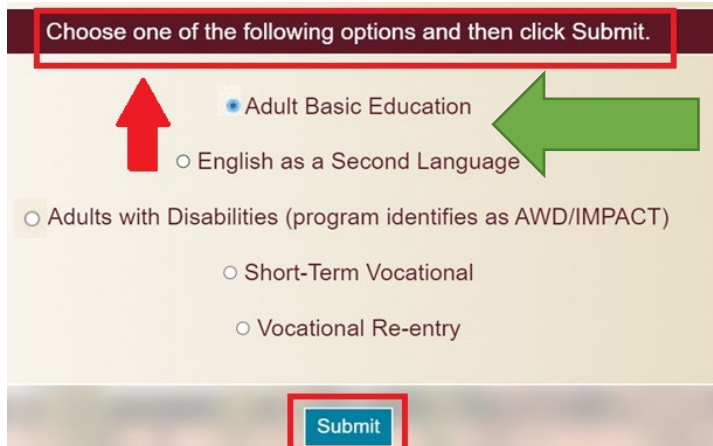
4. Click on the **green Student Login** button.



5. Choose the language you would like to view the orientation in (English, Mandarin, or Spanish).
Whichever language you choose, you will need to complete the orientation in that language.



6. Choose the program that you are entering (Adult Basic Education)



7. Click the **blue Submit** button to start the Orientation.

For questions or issues regarding User ID/password information, contact Omi at omiri@mtsac.edu.