

Center for Collaborative Solutions/ The CECHCR Project

May 21, 2019

Presenters:

John Glynn

President of J. Glynn & Company

Aja Simpson

Health Benefits Consultant,
J Glynn & Company



Today's Agenda

- ◆ Timeline Review
- ◆ Year to Date Work Completed
- ◆ Update on Vendor Responses
- ◆ Recap of Selection Criteria Matrix
- ◆ Comparison of Carrier Network Coverage
- ◆ Comparison of Carrier Plan Designs
- ◆ Premium Savings Estimates
- ◆ Next Steps
- ◆ Questions

Time Line Review

Action	Purpose	Date	Progress
Committee Meeting	Establishment of Commitment and Timeline	1/8/19	COMPLETED
Committee Meeting	Network Coverage Training	2/12/19	COMPLETED
CSEA 651	Information/Update Session with Constituents	2/27/19	COMPLETED
CSEA 262	Information/Update Session with Constituents	3/7/19	COMPLETED
CSEA 651	Update meeting with CSEA leadership	3/7/19	COMPLETED
Committee Meeting	Plan Comparison Training	3/12/19	COMPLETED
Committee Meeting	Overall Matrix	4/9/19	COMPLETED
CSEA 262	Blue Shield vs Anthem Blue Cross Comparison	4/30/19	COMPLETED
CSEA 651	Information/Updated Session with Constituents	5/3/19	COMPLETED
*CalPERS Preliminary Rates Released	Comparative review of CalPERS vs. Third Party Administrators 2020 Rates	5/21/15	
Go/No-Go Decision	All Mt SAC parties to make a decision on if a transition to a new Third Party Administrator will occur	May/June	

Year to Date Work Completed

- ◆ Initial Review of Original RFPs
- ◆ Request for Census Information
- ◆ Bargaining Unit Information Sessions
- ◆ RFP Cover Letters Submitted to Vendors
- ◆ RFP Supplement Submitted to Vendors
- ◆ Additional Bargaining Unit Information Sessions
- ◆ Updated Matrix with Contending Vendors
- ◆ Preliminary Comparative Savings Review

Update on Vendor Responses




- ◆ Responses to RFP supplement follow ups:
 - SISC - Quote provided, savings realized
 - CVT - Vendor stated could not compete
 - VEBA – Quote provided, increased cost

Criteria Matrix Summary

Mt SAC - Health Plan Selection Criteria



updated: 5/15/19

	Criteria	CalPERS	SISC	CVT	VEBA	
1	Vendor Total Score (Max score 22)	11	18	16.5	8	1
2	Requirement to grandfather Opt Outs.				?	2

*****Amongst competing third party administrators SISC scored highest based on key elements.***

High Level Pool Comparison

CalPERS

- ◆ CalPERS offers 6 carrier options:
 - Anthem, Blue Shield, Kaiser, HealthNet, Sharp, and UHC
- ◆ 10 HMO and PPO options
- ◆ Carriers utilize 3 PBM:s
 - CVS/Caremark, Optum Rx
 - Kaiser

SISC

- ◆ SISC offers 3 carrier options:
 - Anthem Blue Cross OR Blue Shield, and Kaiser
- ◆ 40 + HMO and PPO options
- ◆ Carriers utilize 2 PBMs:
 - Navitus Rx
 - Kaiser

**PBM is a Pharmacy Benefit Managers, which is the entity that manages pharmacy benefits.*



Differences in Carrier Networks

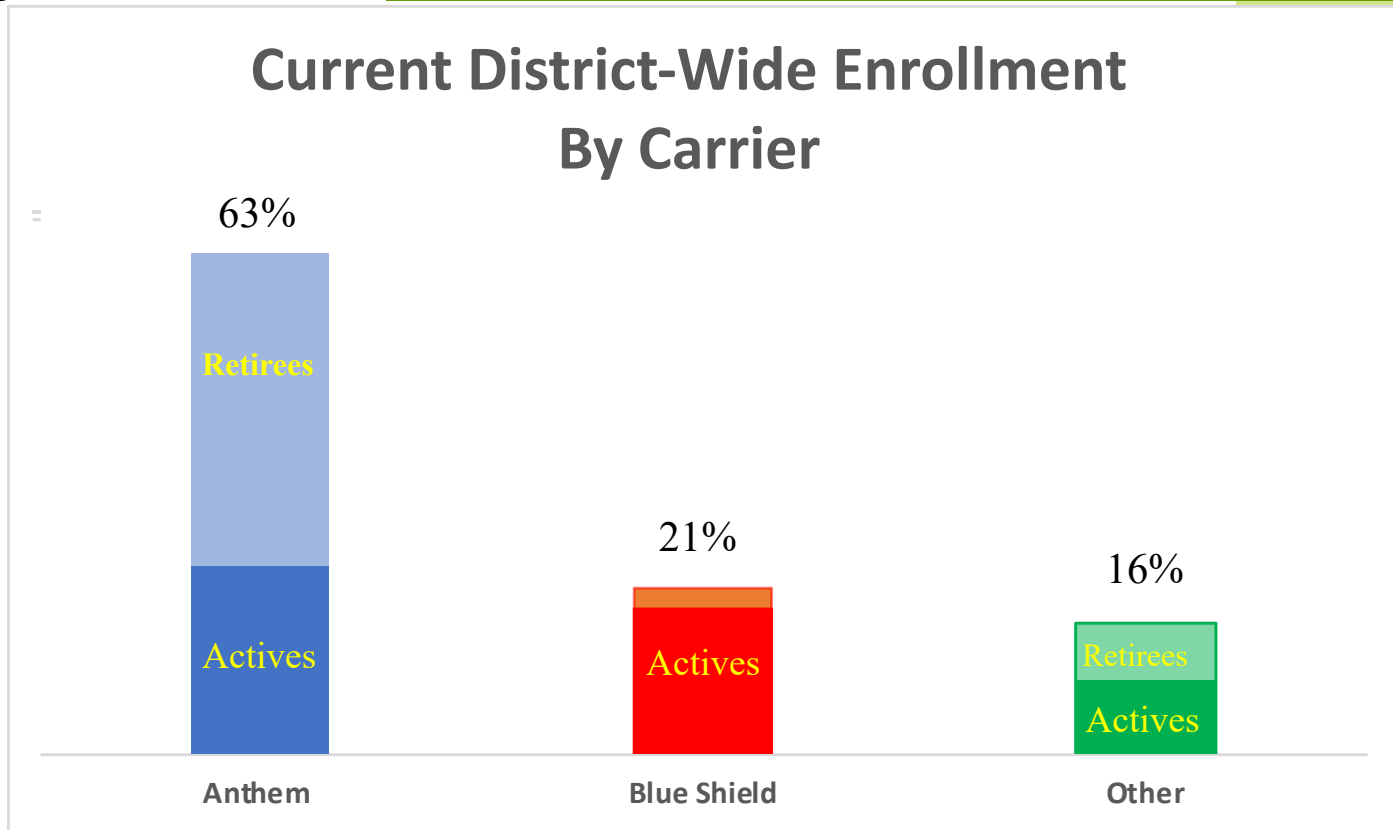
Anthem Blue Cross

Vs.

Blue Shield of California



Where Members are Today

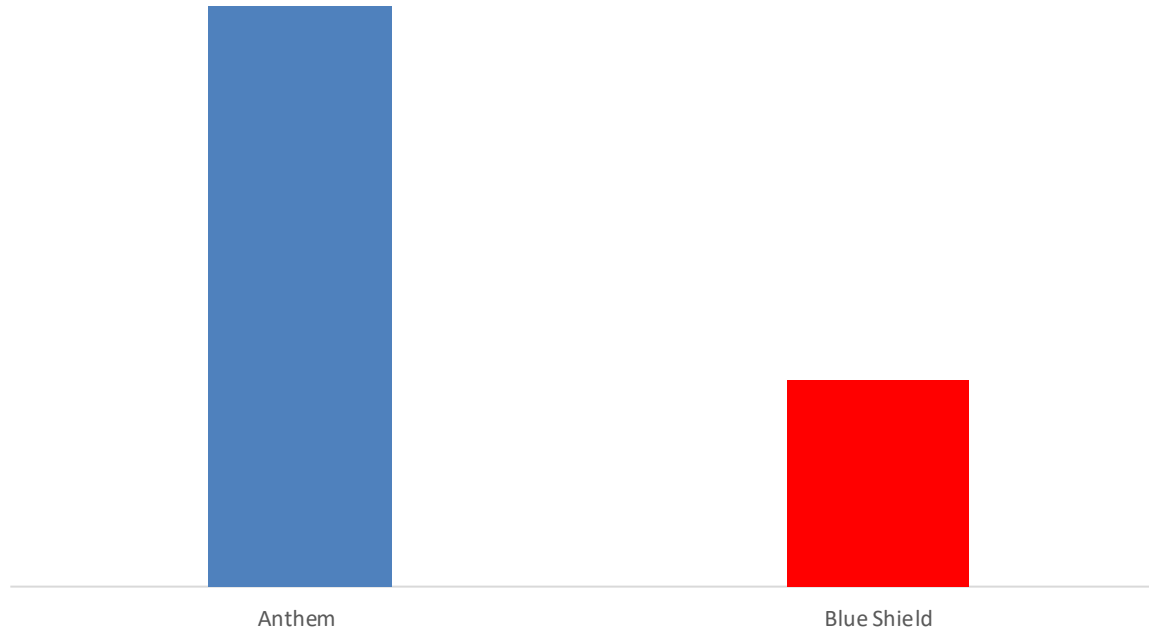


Active & Retiree enrollment in Non-Kaiser Plans



Where Carrier Networks Differ...

Contracted Physicians within 25-30 miles Primary Care MDs



As of April 2019 – PCPs within 25/30 miles of 91789

WARNING: This information is subject to change during the course of the plan year.



Where Carrier Networks Differ...

Hospitals In One Network but Not the Other	Anthem PPO	Anthem Select HMO	Anthem Traditional HMO	Blue Shield HMO	Leapfrog Group Hospital Safety Grade (6)
Casa Colina Hospital & Centers for healthcare	Yes	Yes	Yes	No	not rated
Garden Grove Hospital and Medical Center	Yes	Yes	Yes	No	C
Huntington Beach Hospital	Yes	Yes	Yes	No	not rated
LAC USC Medical Center	No	No	No	Yes	D
Lakewood Regional Medical Center	No	No	No	Yes	B
Long Beach VAMC	Yes	No	No	No	not rated
Marina Del Rey Hospital	No	No	No	Yes	not rated
Pacifica Hospital of the Valley	No	No	No	Yes	not rated
Promise Hospital of East Los Angeles -Suburban Medical Center Campus	No	No	Yes	Yes	not rated
Providence St. John's Health Center	No	No	No	Yes	B
Riverside Community Hospital	Yes	Yes	Yes	No	C
Ronald Reagan UCLA Medical Center	No	No	No	Yes	A
Santa Monica-UCLA Medical Center	No	No	No	Yes	A
St Mary Medical Center Long Beach	Yes	Yes	Yes	No	C
Valley Presbyterian Hospital	No	No	No	Yes	D
West Covina Medical Center	Yes	Yes	Yes	No	not rated
Total Number of Contacted Hospitals	76	75	76	78	

As of February 2019. See appendix for complete listing.

WARNING: This information is subject to change during the course of the plan year.



Differences in Carrier Plans

Anthem Blue Cross

Vs.

Blue Shield of California



Plan Design Differences Between Anthem Blue Cross and Blue Shield

- ◆ Both Carriers offer a wide variety of different plans that are similar to current CalPERS Plans

	CalPERS	SISC	SISC	SISC	SISC	SISC	SISC	SISC	SISC
2019	All Non-KP HMOs	Anthem Premier 10	Anthem Premier 20	Anthem Classic 20/40/250	Anthem Value 30/40/500 3-day	Shield \$10 \$0	Shield \$20 \$250	Shield \$30 20%	Shield \$40 40%
	HMO	HMO	HMO	HMO	HMO	HMO	HMO	HMO	HMO
Actuarial Value	95.9%	94.88%	93.35%	92.97%	91.74%	94.88%	93.21%	92.56%	89.86%

	CalPERS	CalPERS	CalPERS	SISC	SISC	SISC	SISC	SISC	SISC
2019	PERS Care (90% PPO Plan)	PERS Choice (80% PPO)	PERS Select - VBID* (80% PPO)	Anthem 100-A \$10	Anthem 90-A \$20	Anthem 80-C \$20	Shield 100 A \$10	Shield 90 A \$20	Shield 80 C \$20
	PPO	PPO	PPO	PPO	PPO	PPO	PPO	PPO	PPO
Actuarial Value	89.4%	86.1%	*83.64%	95.87%	94.17%	93.34%	95.87%	94.17%	93.34%



Where Carrier Plans Differ...

PPO Plan options are the same – HMO options vary slightly

2019		SISC	SISC	SISC	SISC
		Anthem 100-A \$10	Blue Shield 100-A \$10	Anthem Premier 10	Blue Shield \$10 - \$0
		PPO	PPO	HMO	HMO
Actuarial Value		95.87%	95.87%	94.88%	94.88%
	Member Pays	Member Pays	Member Pays	Member Pays	Member Pays
Prenatal, postnatal office visit co-pay	\$10	\$10	\$10	\$10	\$0
Scans: CT, CAT, MRI, PET etc.	0%	0%	\$100/test	\$0	
Allows self-referral to specialist care physicians?	NA	NA	No	Yes	



Infertility Benefit Carrier Comparison

- ◆ Anthem Blue Cross and Blue Shield
 - HMO options cover diagnostic and testing for **infertility** at 50% and is not subject to the copay limitations.
 - Does not cover any **fertility** treatments including but not limited to, IVF or surrogate mother services
 - Neither Anthem Blue Cross nor Blue Shield PPOs have infertility/fertility coverage.
- ◆ Kaiser
 - Covers diagnostic and testing for **infertility** at 50% and is not subject to the copay limitations. This benefit is subject to specific limitations.
 - Does not cover any **fertility** treatments including but not limited to, IVF or surrogate mother services

WARNING: See Evidence of Coverage for detailed list of covered services.

Infertility means: (1) you have a health problem your doctor sees as the reason you are unable to have a baby; or (2) you are unable to get pregnant or to carry a pregnancy to a live birth after a year or more of having sex without birth control or after 3 cycles of artificial insemination.

"Fertility Services" means treatments and procedures to help you become pregnant.



Behavioral Health Carrier Comparison

- ◆ Anthem Blue Cross
 - Self Administers for their plan offerings
- ◆ Blue Shield
 - Utilizes Magellan for their HMO offerings
 - Self Administers for their PPO offerings



Customer Service And Ratings

Quality of Medical Care Providers

Patients Rate Overall Service

<input type="checkbox"/> Anthem Blue Cross - HMO	 GOOD	 FAIR
<input type="checkbox"/> Anthem Blue Cross - PPO	 GOOD	 GOOD
<input type="checkbox"/> Blue Shield of California - HMO	 GOOD	 GOOD
<input type="checkbox"/> Blue Shield of California/Blue Shield Life - PPO	 GOOD	 POOR

Source: 2018-19 California Office of Patient Advocate <https://www.opa.ca.gov>

A decorative graphic consisting of a vertical line of thin green bars on the left side of the slide, a thick horizontal green bar near the top, and another thick horizontal green bar below it, with a light green rectangular block at its right end.

Premium Savings Estimates

Estimated Savings Summary

ANNUAL PREMIUM WITH CALPERS 2020 RATES	SISC SAVINGS RANGE (ALL ACTIVE AND PRE-65 RETIREE ENROLLMENT)	SISC SAVINGS RANGE (ACTIVE AND PRE-65 RETIREE ENROLLMENT WITHOUT FACULTY)
\$13,007,920	\$688,396 - \$849,616	\$412,255 - \$516,067
	5.3%-6.5%	3.2%-4%

See handout provided for additional details

Next Steps

- ◆ Go/No-Go decisions
- ◆ Final CalPERS rates released 6/19
- ◆ Carrier Decisions (District wide)
 - Anthem Blue Cross
 - Blue Shield of California
- ◆ Plan Selections (Bargaining Unit)
 - Each bargaining unit can make up to six selections
- ◆ Transition Planning
 - Continuity of Care
 - Townhall Meetings
 - Open Enrollment(s)

The slide features a decorative design with a vertical bar of thin green lines on the left side. A thick green horizontal bar spans the top, with a lighter green rectangular block on the left. Another thick green horizontal bar spans the bottom, with a lighter green rectangular block on the right.

Questions?

Thank You &
Stay Healthy!



The page features a decorative design with a vertical green line on the left side, a horizontal green bar at the top, and another horizontal green bar at the bottom. A light green rectangular block is positioned on the left side, partially overlapping the top bar. The word "Appendices" is centered in a large, bold, red serif font.

Appendices

Quality Ratings Sites

◆ Hospital Ratings

- <https://www.hospitalsafetygrade.org>
- <http://calhospitalcompare.org>

◆ Medical Group Ratings

- <http://www.opa.ca.gov/Pages/ReportCard.aspx>

◆ Health Plan Ratings

- <http://www.opa.ca.gov/Pages/ReportCard.aspx>

Recap: Find a Provider Links

- ◆ Anthem Blue Cross

<https://www.anthem.com/ca/sisc/>

- ◆ Blue Shield of California

https://blueshieldca21-prod.modolabs.net/find_provider/