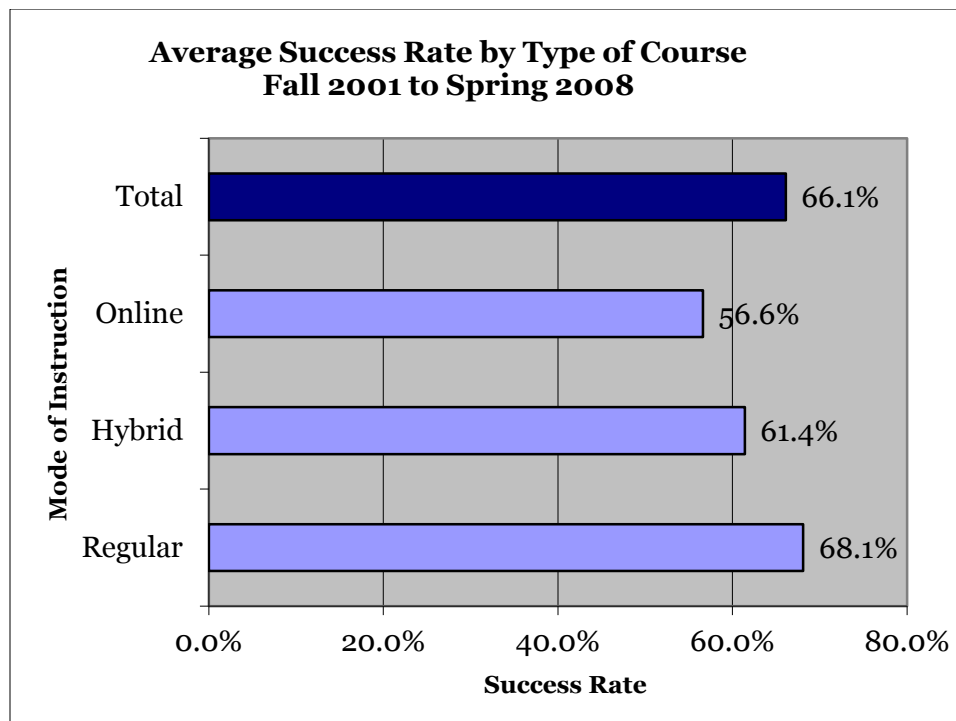
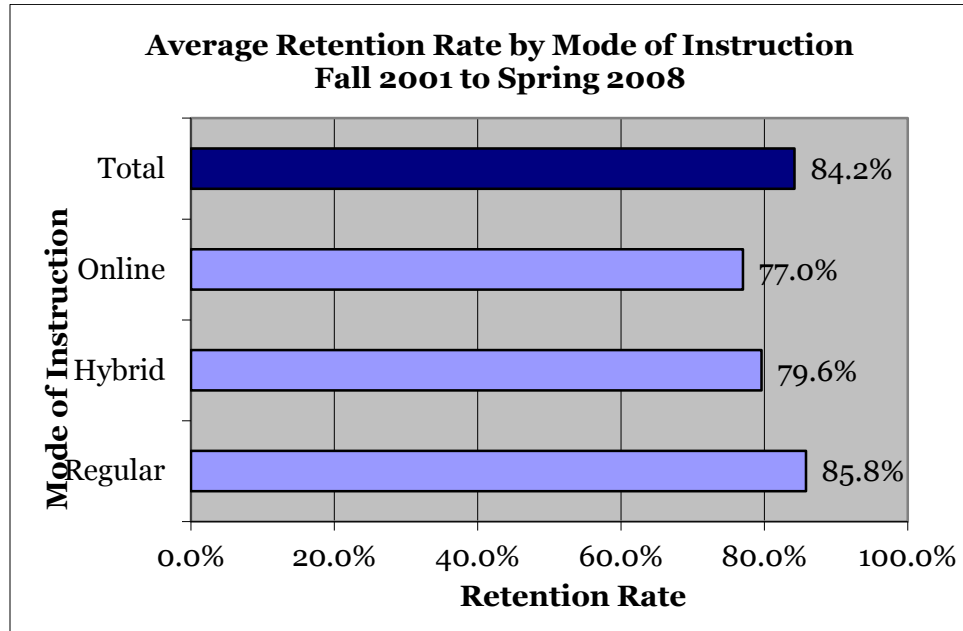


**Distance Learning Enrollment, Success and Retention Rates,
2001-08, and 2009-2013**

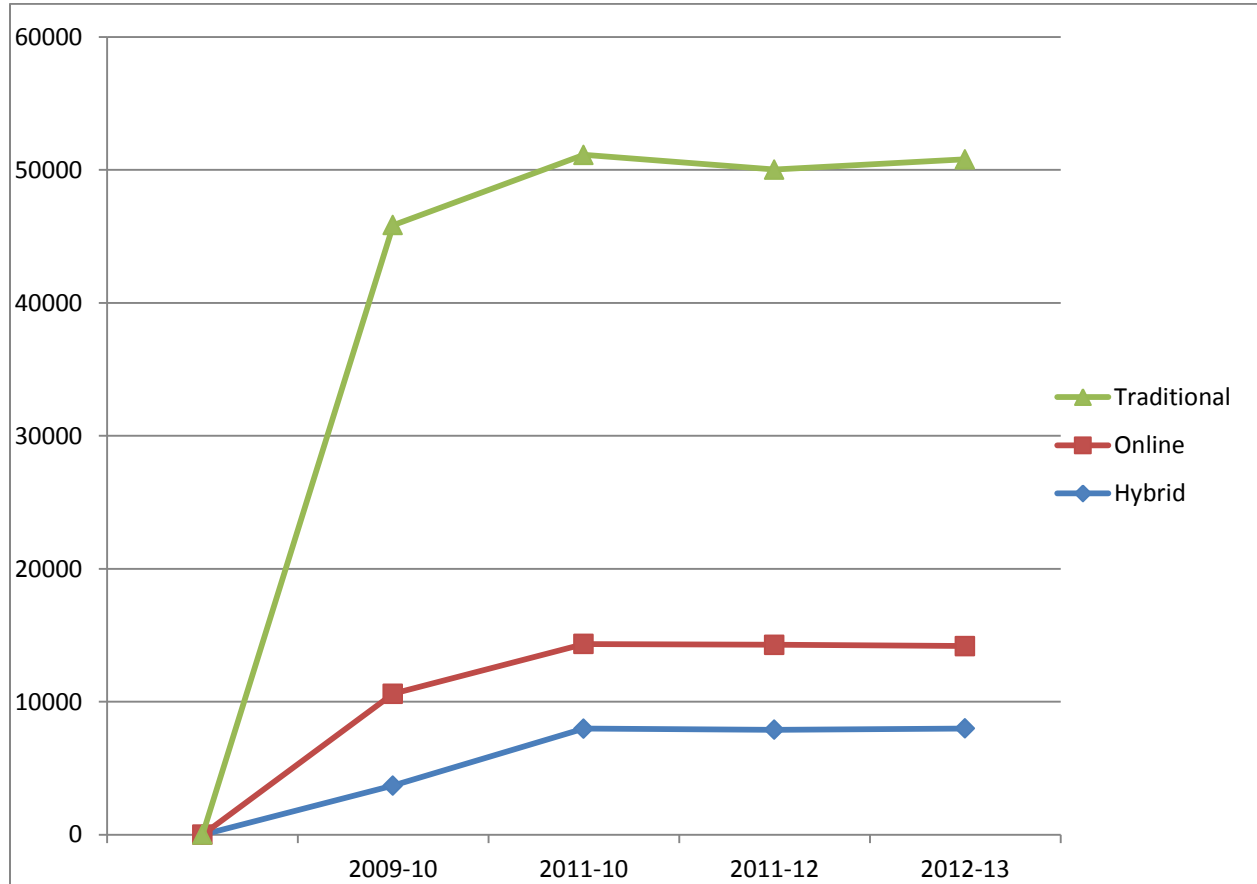
The 2001-2008 data were compiled under the former student information system ICCIS, which went out of commission by the end of 2008. The data were summarized in an eight-year aggregate to indicate an average retention and success rate up until that point. The average **success** rates for 2001-08 were **61.4%** in hybrid classes, **56.6%** in online classes, and **68.1%** in traditional classes. During 2008-09 as systems migrated from ICCIS to Banner, data were not accessible to continue the tracking. From 2009 forward, student retention and success in distance learning have been tracked by term and year.



**Distance Learning Enrollment, Success and Retention Rates,
2001-08, and 2009-2013**

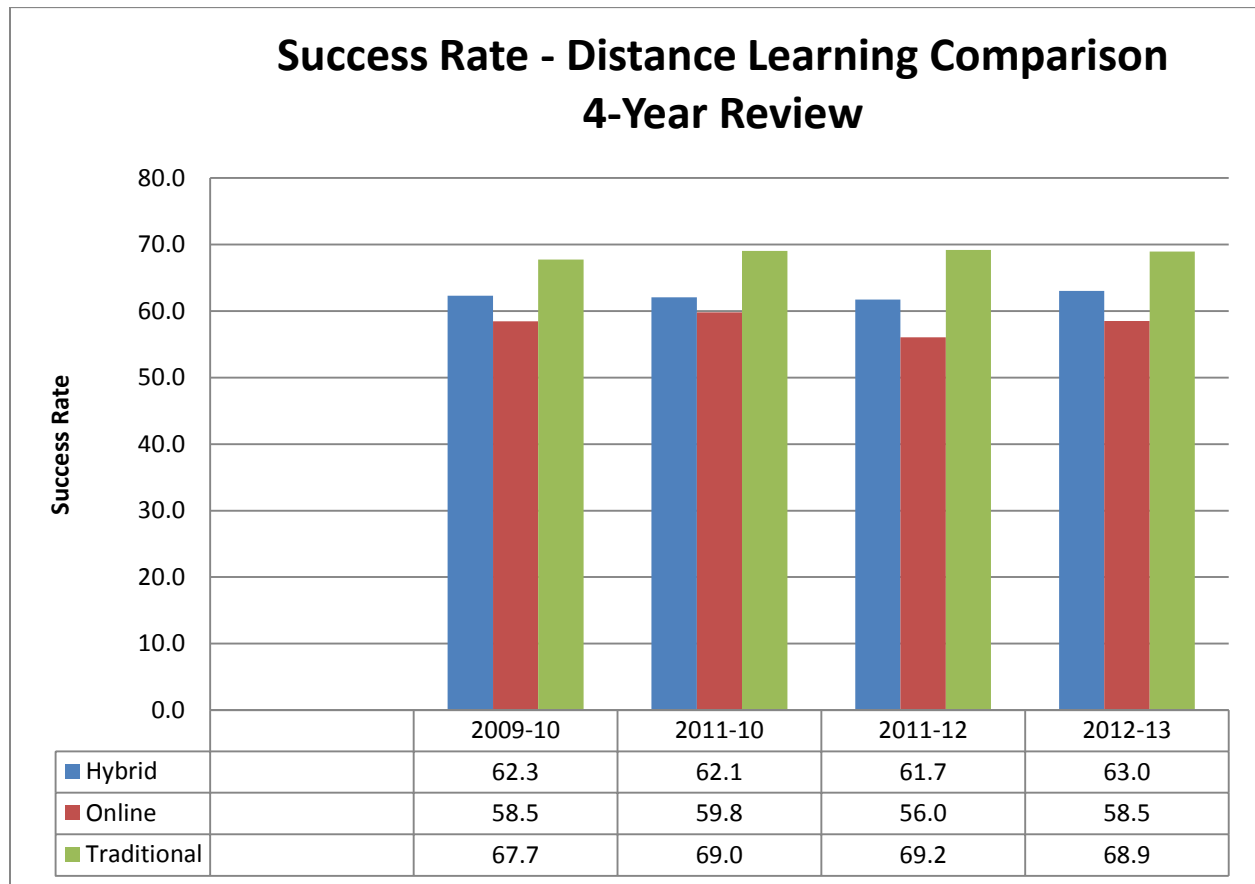
Enrollment at Census					
Course Type		2009-10	2011-10	2011-12	2012-13
Hybrid		3697	7971	7897	7990
Online		6902	6368	6392	6193
Traditional		35248	36801	35742	36612

Enrollment at Census 2009-2013



**Distance Learning Enrollment, Success and Retention Rates,
2001-08, and 2009-2013**

Success					
Course Type		2009-10	2011-10	2011-12	2012-13
Hybrid		62.3	62.1	61.7	63.0
Online		58.5	59.8	56.0	58.5
Traditional		67.7	69.0	69.2	68.9



**Distance Learning Enrollment, Success and Retention Rates,
2001-08, and 2009-2013**

Retention Rate					
Course Type		2009-10	2011-10	2011-12	2012-13
Hybrid		78.8	81.3	79.6	81.5
Online		79.3	81.6	78.0	79.8
Traditional		86.7	87.2	86.3	87.3

