MT. SAN ANTONIO COLLEGE | COUNSELING

How to Return after NOTICE 2*

*Formerly called "Continued Probation"



Not sure whether you are on Academic or/Progress Notice 2?
Check your academic standing in the Mt. SAC Portal. Log in to inside.mtsac.edu

1 RE-APPLY TO MT. SAC

Apply for the term in which you want to return

Visit www.mtsac.edu or scan QR code

SCAN ME

2 ATTEND A NOTICE 2 WORKSHOP

View the back of this flyer for instructions on how to register for a Notice 2 workshop

- After the workshop, you will be cleared to register on your assigned registration date.

3 REGISTER FOR CLASSES

Check your assigned registration date in the Portal and register when your date opens

4 MEET WITH A COUNSELOR

- Check in with a counselor mid-semester to review your academic progress and plan your next steps.
- Visit the Counseling website to schedule a counseling appointment

www.mtsac.edu/counseling

YOUR GOAL: RETURN TO GOOD STANDING

Academic Notice 2:
Raise your cumulative Mt. SAC GPA to 2.00 or higher

Progress Notice 2:
Reduce W, I, NP and NPV units to below 50%

QUESTIONS? We're here to help.

academicstanding@mtsac.edu
909-274-4380
mtsac.edu/counseling

How to Register for a Workshop

1

- Log on to the portal at inside.mtsac.edu
- Click on “Navigate”

2

- In the left menu, select “Appointments,” then choose
  - “Schedule an Appointment.”

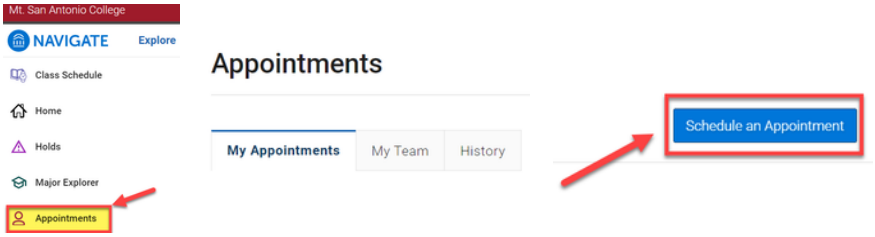

3

- Select the Workshop you’ve been directed to complete:

1. Type of appointment: “Counseling”
2. Services:
   - Select: “Notice 2 Workshop or Restart Success Workshop”

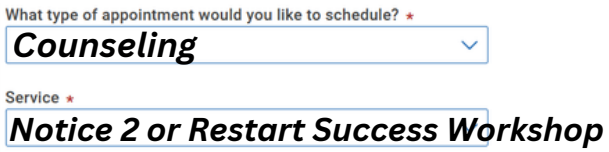

4

- Select a date, time, and preference In-Person or Zoom
- Make your selection and press “Schedule”

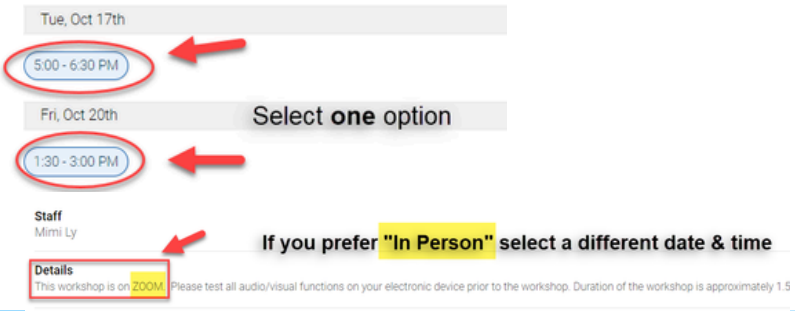

MT SAC Counseling

mtsac.edu/counseling

909-274-4380